


**LACASSE**

Office Furniture Solutions



NEX > Price Book > USA > September 2022



OFFICE  
FURNITURE  
SOLUTIONS

# TABLE OF CONTENTS

**SPECIFICATIONS** ..... 2

NEX COLLECTION ..... 2

HEIGHT MANAGEMENT AND STACKING COMPATIBILITY ..... 3

DESKS AND SURFACES ..... 3-4

RETURNS ..... 4

RETURN-SURFACES ..... 5

WORK SURFACES WITH STRUT(S) ..... 5-6

ELECTRIC HEIGHT ADJUSTABLE DESKS ..... 6-7

ELECTRIC HEIGHT ADJUSTABLE DESKS WITH RETURN ..... 7-9

CAFÉ HEIGHT TABLES, MEETING TABLES AND COMPLEMENTARY FURNITURE ..... 10

CUSHIONS ..... 10

STORAGE FURNITURE ..... 11-12

MEDIA PANELS ..... 12-13

MODULAR PRIVACY SCREENS ..... 13

ACCESSORIES ..... 14

APPLICATION OF TWO-TONE AND HIGH-GLOSS FINISHES ..... 14-15

STANDARD SPECIALS ..... 15

SPECIFICATIONS OF OPTIONS AND FINISHES ..... 15

**NEX PRICE LIST** ..... 16

DESKS ..... 16

WORK SURFACES ..... 16

DESKS WITH MEETING SPACE ..... 17

WORK SURFACES WITH MEETING SPACE ..... 18

COLLABORATIVE SURFACES ..... 19

WORK SURFACES WITH STRUT(S) ..... 20

RETURN-SURFACES ..... 21

RETURNS ..... 21

ELECTRIC HEIGHT ADJUSTABLE DESKS AND RETURNS ..... 22

CAFÉ HEIGHT TABLES ..... 25

MEETING TABLES ..... 26

COMPLEMENTARY FURNITURE ..... 27

STORAGE MODULES – 21" H. .... 28

STORAGE MODULES – 27" H. .... 30

STORAGE FURNITURE ..... 32

BOOKCASE HUTCHES ..... 34

MEDIA PANELS ..... 36

WALL-MOUNTED HUTCHES ..... 36

PEDESTALS ..... 37

ACCESSORIES ..... 37

**SUGGESTIONS** ..... 39



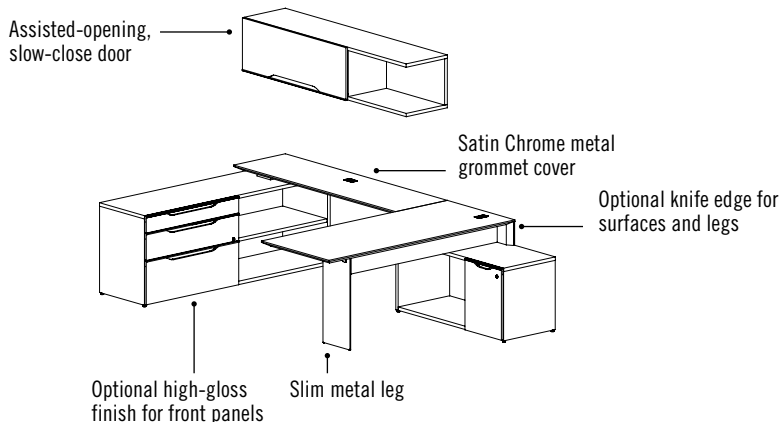
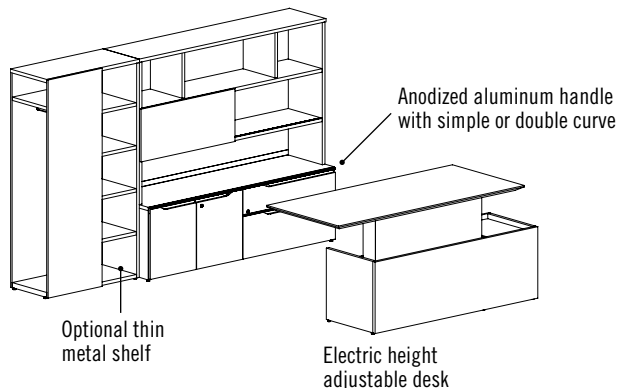
Lacasse products have achieved GREENGUARD GOLD Certification.

GREENGUARD Certified products are certified to GREENGUARD standards for low chemical emissions into indoor air during product usage. For more information, visit [ul.com/gg](http://ul.com/gg).

# SPECIFICATIONS

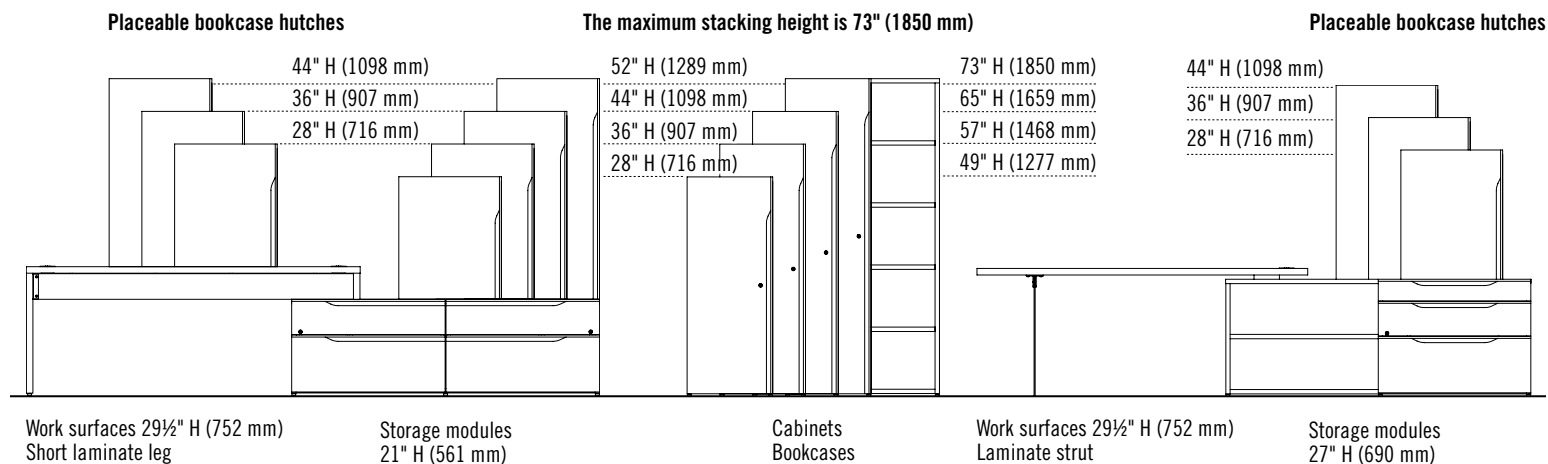
## NEX COLLECTION

NEX is a stylish collection of furniture. It offers superior value and incomparable flexibility in its layout possibilities.



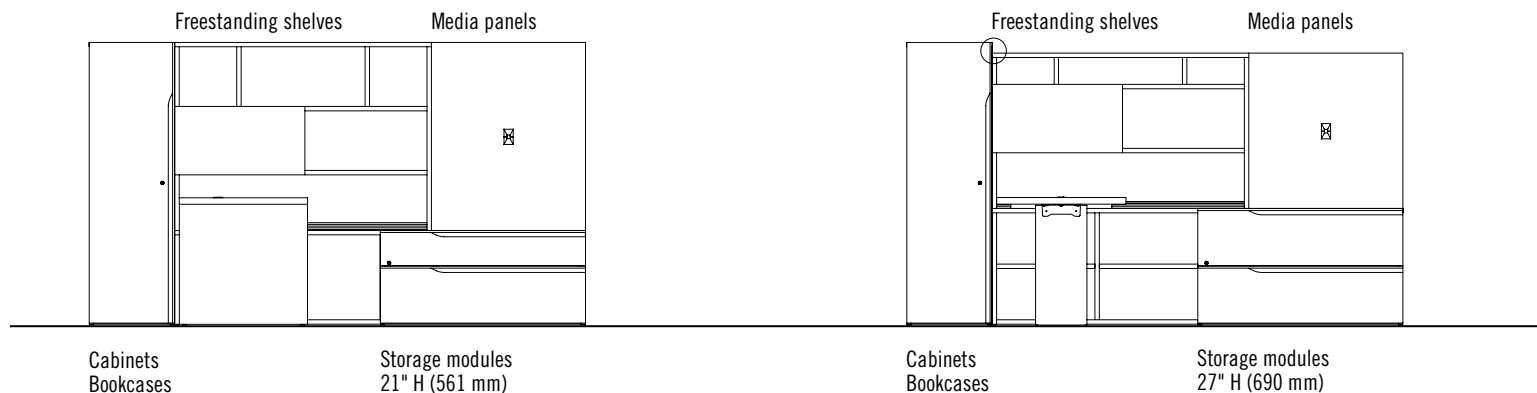
**HEIGHT MANAGEMENT AND STACKING COMPATIBILITY**

The modular nature of the NEX collection's various components enables units of different heights to be aligned so as to ensure visual consistency between work stations. Here is an overview of the principal heights (measurements in Imperial units are nominal):



The 21" H (561 mm) storage module does not create a gap between a shelf or a media panel and a cabinet/bookcase placed next to it.

2½" (64 mm) gap between a shelf or a media panel and a cabinet/bookcase placed next to it.



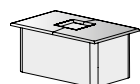
**DESKS AND SURFACES**

**General characteristics**

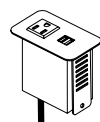
All desks, work surfaces and returns from the NEX collection are available with a choice of top panel 1" (25 mm) thick with smooth edgebanding or 1½" (38 mm) thick with smooth or knife edge.

Top panels have at least 1 grommet with a metal cover with a satin chrome finish (excluding the return-surfaces and the height adjustable desks). The opening of the grommet can accommodate an electrical module unless indicated otherwise (surfaces with struts).

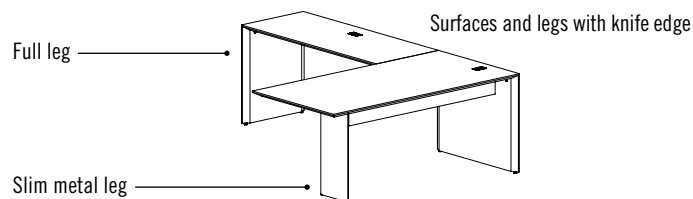
Desks and returns 20" (500 mm) in depth are not compatible with suspended cabinet NNN\_ \_-161820F.



Grommet with metal cover

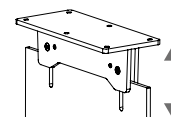


Electric module  
LGC-PCQ1USB1P



Short or long laminate legs are always 1½" (38 mm) thick and some desk or surface models have a slim, mechanically height adjustable metal leg.

- Slim metal leg
- Steel with brushed chrome satin finish.
  - Translucent plastic floor bumpers.
  - 1" (25 mm) height adjustment.

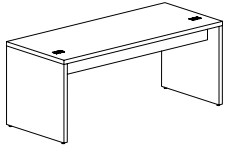


**NEX COLLECTION (cont'd)**

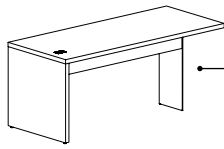
**Desks**

**Desks with recessed short backs**

- Built with recessed back, 6" (150 mm) in height.



2 long legs – laminate

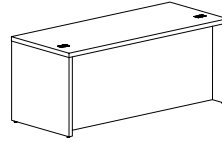


1 long leg – laminate  
1 long leg – metal

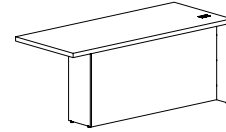
The slim metal leg is always 13" (340 mm) recessed.

**Desks with recessed full-height modesty panels**

- Compatible with pedestals NNN\_--161820F or NNN\_--MP161820F.
- Modesty panel can have a laminate or High-Gloss Black or High-Gloss White finish.

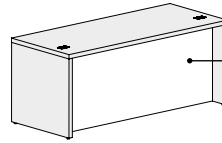
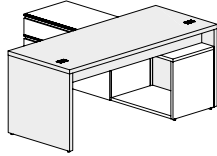
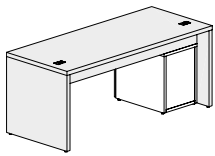


2 long legs – laminate



1 long leg – laminate

Desks with short backs are compatible with 21" H (561 mm) storage modules.



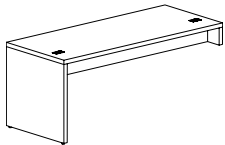
Modesty panel

**Work surfaces**

Surfaces with short backs may be placed on top of 1 or 2 21" H (561 mm) storage modules from the NEX collection. They are mounted using double-sided tape.

**Surfaces with short backs**

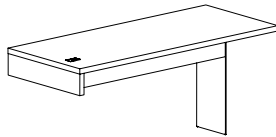
- Built with recessed back, 6" (150 mm) in height.



1 long leg – laminate  
1 short leg – laminate



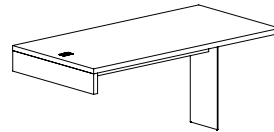
2 short legs – laminate



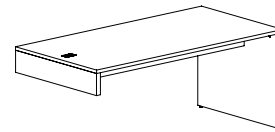
1 short leg – laminate  
1 long leg – metal

**Collaborative surfaces with centered short backs**

- Built with two centered backs, 6" (150 mm) in height.

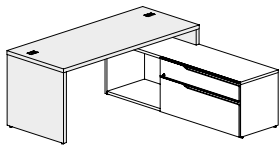


1 short leg – laminate  
1 long leg – metal

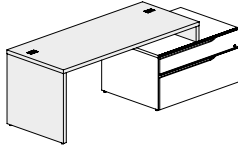


1 short leg – laminate  
1 long leg – laminate

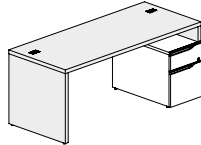
There are multiple possibilities for layout and positioning. Here are a few examples:



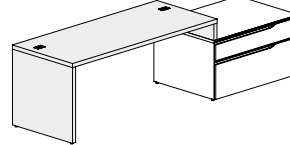
1 storage module positioned perpendicularly



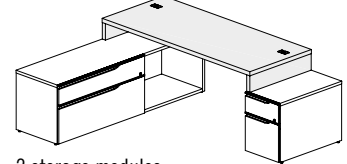
1 storage module placed underneath



1 storage module positioned toward the outside



1 storage module positioned during installation



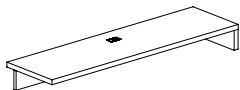
2 storage modules positioned perpendicularly

**RETURNS**

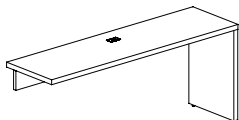
**General characteristics**

Returns are always connected to another surface. They are available with a short or long laminate leg and a short back, 6" (150 mm) in height with a 3" (75 mm) recess. Returns with a short leg must be installed on a 21" H (561 mm) storage module and are attached with double-sided tape. Multiple connections are possible.

**Returns – short leg**

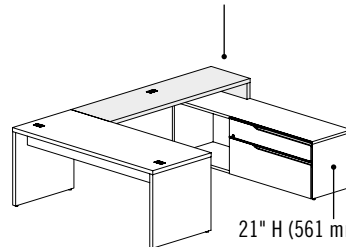


**Returns – long leg**

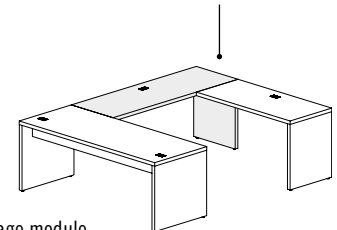


Return with a short leg

Return with a long leg



21" H (561 mm) storage module

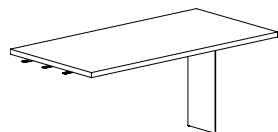


**RETURN-SURFACES**

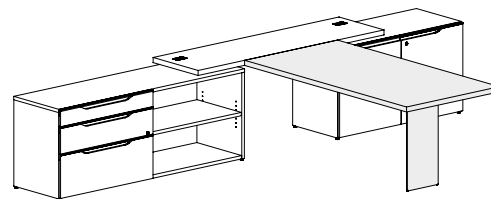
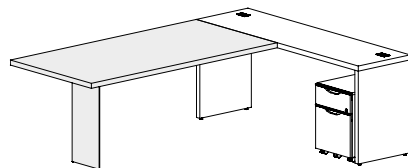
Return-surfaces can be used to create meeting surfaces that are perpendicular to a given surface. They are always connected to another surface with mounting brackets (included). Modular modesty panels with steel ties have been designed for use with them. Refer to page 15.

**Return-surfaces**

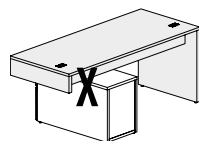
**Possible configurations:**



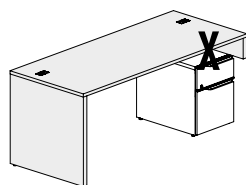
Flush plates  
1 long leg - metal



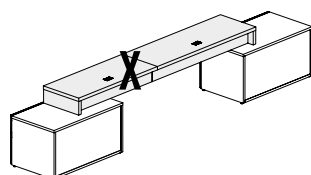
**Unauthorized configurations:**



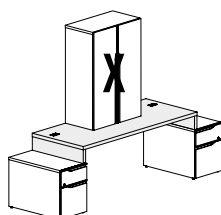
The short leg must always be placed on top of the storage module.



The storage module depth must be equal or greater than that of the surface.

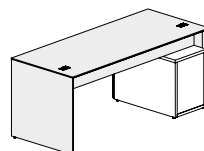


The junction between a surface and a return must lie along a low storage module.

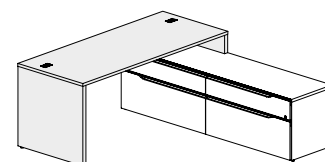


Stackables must be placed above solid structures such as desk legs or storage modules.

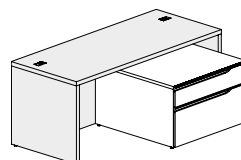
**Non-recommended configurations:**



It is recommended that a storage module be positioned beneath a surface and with a recess of approximately 2" (51 mm) when the surface and its legs have knife edgebanding.



Stacking certain pieces of furniture may render their drawers partially or completely inaccessible beneath the surface. It is preferable to choose a different storage configuration.



A careful selection of furniture depths helps avoid a situation where the storage module exceeds the surface depth.

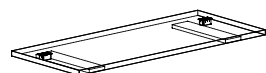
**WORK SURFACES WITH STRUT(S)**

**General characteristics**

Elevated surfaces have 1" or 1½" (25 or 38 mm) thick, factory-installed laminate struts that come in a matching finish. These surfaces must be installed on 27" H (690 mm) storage modules with double-sided tape.

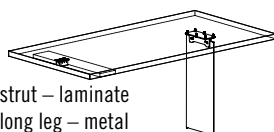
Elevated surfaces can accommodate modular privacy screens and modesty panels specially designed for use with them. Refer to the price list. Grommets for raised surfaces cannot accommodate electric module LGC-PCQ1USB1P.

**Rectangular surfaces**



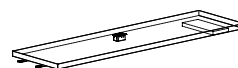
2 struts – laminate

**Rectangular tables**



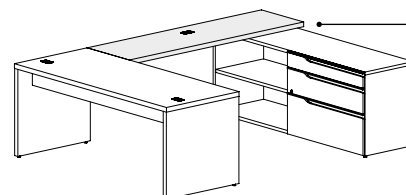
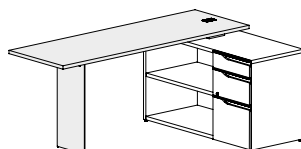
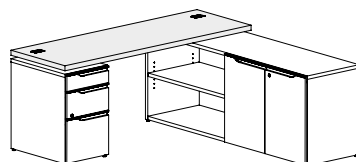
1 strut – laminate  
1 long leg – metal

**Returns**



1 strut – laminate  
Flush plates

**Examples of work stations:**



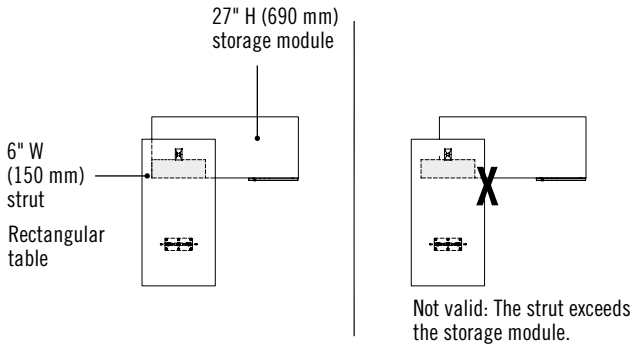
2½" (68 mm) gap between the top of the surface and the top of the storage module

# SPECIFICATIONS

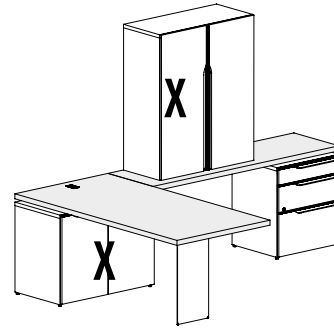
## WORK SURFACES WITH STRUT(S) (cont'd)

### Positioning of struts

A strut may be positioned anywhere along one or two 27" H (690 mm) storage module(s). It is important to make sure that all of its surface is in contact with the storage module(s).



### Non-recommended configurations:



- Shelves must be placed on top of solid structures.
- No raised surface above a storage module with a door.

## ELECTRIC HEIGHT ADJUSTABLE DESKS

NEX electric height adjustable desks are very easy to use. They favor an active mode of work (sitting/standing) and can be adapted to users of different heights.

### General characteristics

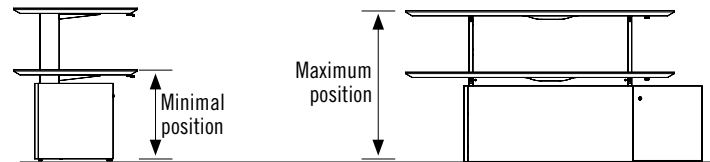
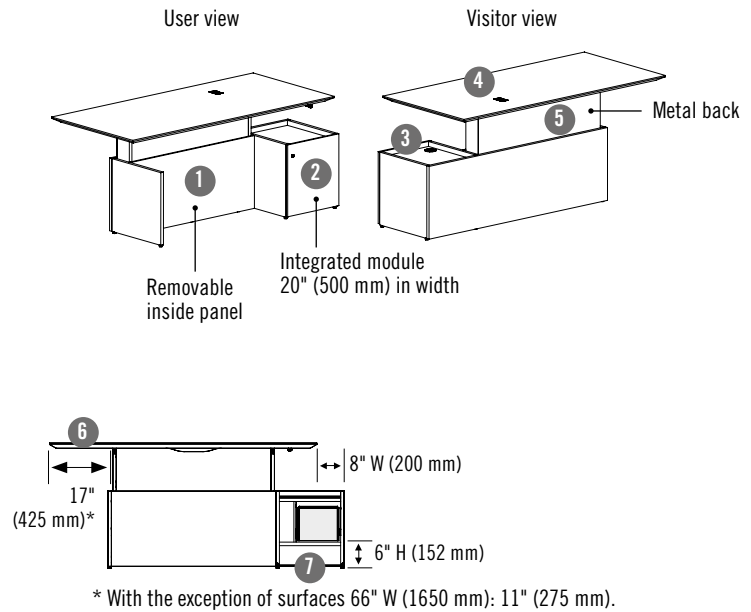
- 1- The laminate back is removable and enables access to the power cable.
- 2- The front panel of the integrated module may have a laminate or high-gloss black or high-gloss white finish.
- 3- The open compartment above the integrated module can accommodate small personal items. The base of the open compartment is covered with textured, ½" (13 mm) thick grey felt. An optional cutout for a round wireless charger, LGC-CHARGE, for the open compartment is available as a Standard Special (see p. 15).
- 4- Optional grommets for the surface available as a Standard Special (see p. 15).
- 5- The metal back is available in a choice of Black or White accent color.
- 6- Cantilevered meeting space with a 17" (425 mm) span, except for the 66" L (1650 mm) surface, which has an 11" (275 mm) meeting space.
- 7- A 6" (152 mm) vertical clearance beneath the integrated module makes it possible to accommodate a floor monument.

### Electric height adjustment

- Control keypad is installed beneath the work surface.
- Operating speed: 1¼" (32 mm) height adjustment per second.
- Sound level: 48 dB.
- Lift capacity of 2 columns: 264 lbs (120 kg).
- Recommended functional load capacity: 100 lbs (45 kg).
- Failure to respect the loads can cause the table/desk to malfunction.
- 120" (3048 mm) cable with plug for wall outlet. 6' (1829 mm) of connector cable available outside the desk.
- Meet CSA and UL standards.



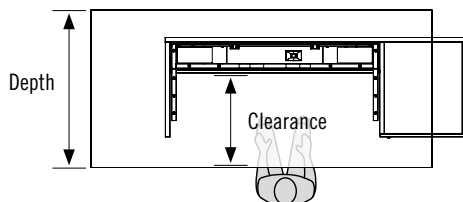
Digital control keypad with memory



### Height adjustment range:

1½" (38 mm) TOP	
Minimal position	26" (661 mm)
Maximum position	43½" (1105 mm)

### Clearance for knees



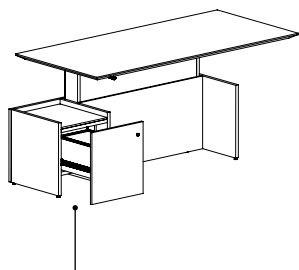
36" D (900 mm) = 21½" (538 mm) clearance  
 32" D (800 mm) = 20½" (513 mm) clearance

**ELECTRIC HEIGHT ADJUSTABLE DESKS (cont'd)**

**Choice of integrated modules**

**Electric height adjustable desks with file module**

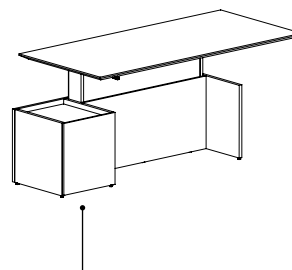
- Open compartment on top can accommodate small personal items.
- File drawer with suspension bar and lock.
- 4" L x 12" H (100 x 297 mm) hidden storage space to the right of the drawer.



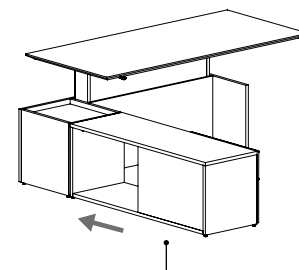
File storage module with small hidden space to the right of the file drawer

**Electric height adjustable desks with fixed module**

- Open compartment on top can accommodate small personal items.
- Closed /fixed storage space with removable front panel to access cables.
- 20" D (519 mm) storage module may be positioned facing the fixed module.



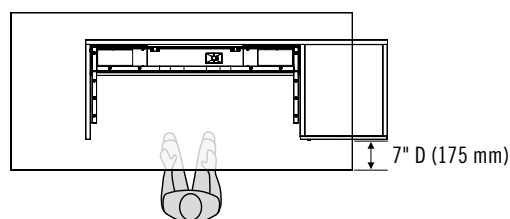
Closed /fixed module with removable front panel



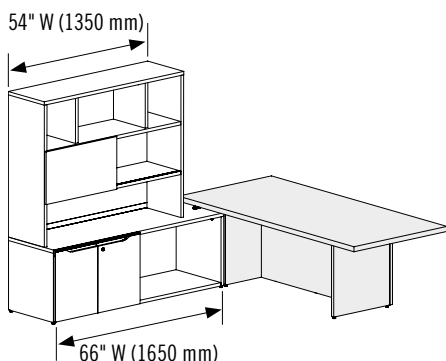
20" D (519 mm) storage module positioned in front of fixed module

**Layout recommendations**

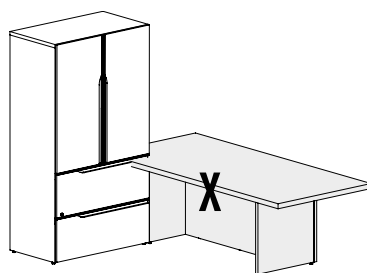
For certain types of layout with a storage module positioned on top of a low storage module attached to the height adjustable desk, it is important to leave a minimum 8" D (200 mm) spacing in order to avoid impacts during lifting or lowering of the surface.



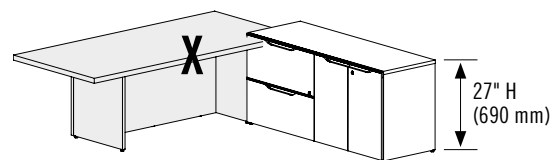
**Possible configuration:**



**Unauthorized configurations:**



It is not possible to attach top storage modules to the integrated module of height adjustable desks.



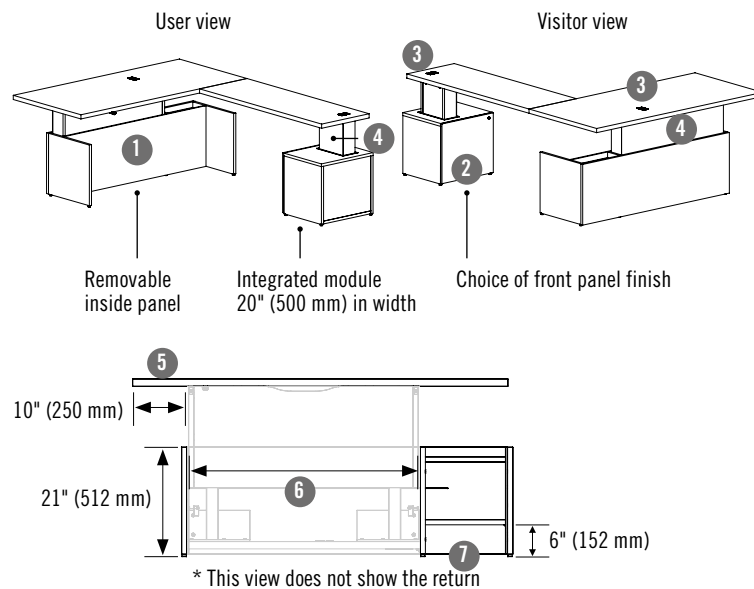
It is not possible to attach a 27" H (690 mm) storage module or a cabinet taller than 21" H (561 mm) to height adjustable desks.

**ELECTRIC HEIGHT ADJUSTABLE DESKS WITH RETURN**

NEX electric height adjustable desks with return are very easy to use, favor an active mode of work (sitting / standing) and can be adapted to users of different heights.

**General characteristics**

- 1- The laminate back is removable and enables access to the power cable.
- 2- The front panel of the integrated module may have a laminate or high-gloss black or high-gloss white finish.
- 3- Optional grommets on the surface available as a Standard Special (see p. 15).
- 4- Metal backs are available in a choice of Black or White accent color.
- 5- Cantilevered meeting place with a 10" (250 mm) span.
- 6- Full-width clearance for knees.
- 7- A 6" (152 mm) vertical x 6" (150 mm) deep clearance beneath the desk accommodates a floor monument.
- 8- 1" (25 mm) clearance around the surface.



**ELECTRIC HEIGHT ADJUSTABLE DESKS WITH RETURN (cont'd)**

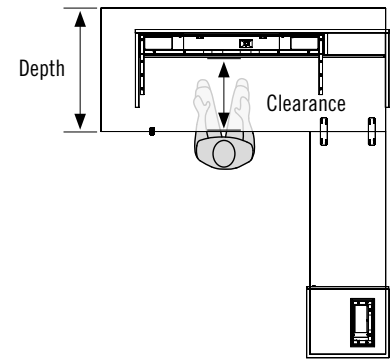
**Electric height adjustment**

- Control keypad is installed beneath the work surface.
- Operating speed: 1¼" (32 mm) height adjustment per second.
- Sound level: 48 dB.
- Lift capacity of 2 columns: 264 lbs (120 kg).
- Lift capacity of 3 columns: 330 lbs (150 kg).
- Recommended functional load capacity: 100 lbs (45 kg).
- Failure to respect the loads can cause the table/desk to malfunction.
- 120" (3048 mm) cable with plug for wall outlet. 6' (1829 mm) of connector cable available outside the desk.
- Meet CSA and UL standards.

**Height adjustment range:**

1½" (38 mm) TOP	
Minimal position	26" (661 mm)
Maximum position	43½" (1105 mm)

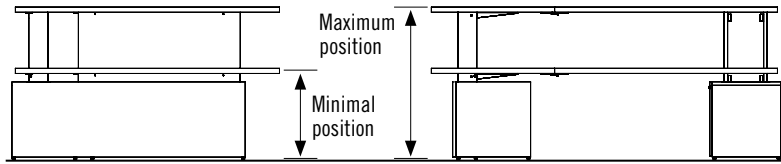
**Clearance for knees**



36" D (900 mm) = 21½" (538 mm) clearance  
 32" D (800 mm) = 20½" (512 mm) clearance

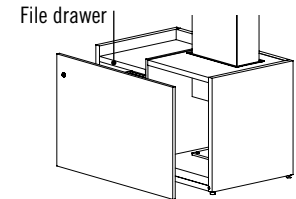
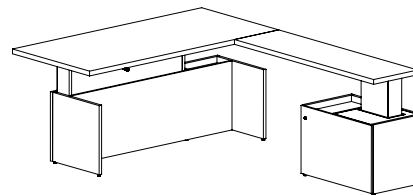


Digital control keypad with memory



**Electric height adjustment desks with return and storage module with file drawer**

- Open compartment on top of storage module can accommodate small personal items.
- File drawer with suspension bar and lock.
- Access to cables.



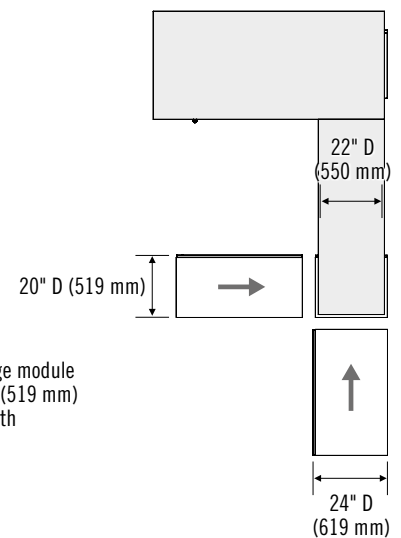
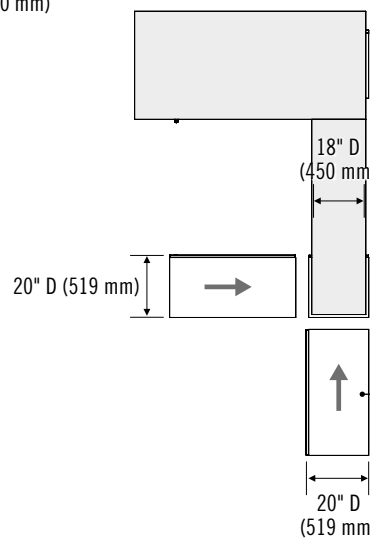
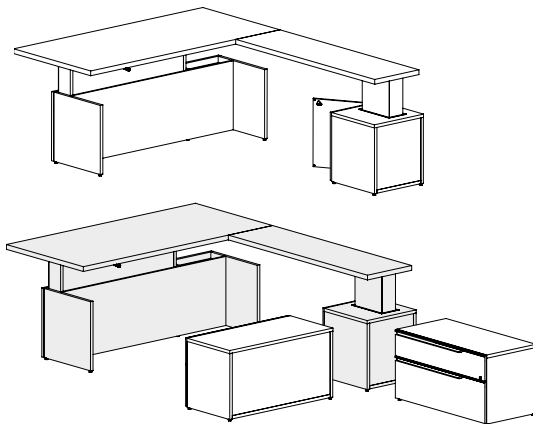
**Electric height adjustable desks with return and fixed module**

- Module with "push-to-open/close" door (without handle) 20" D (519 mm) enabling access to cables, including a small, 6" (150 mm) or 10" (250 mm) storage space.
- A 20" D (519 mm) storage module may be positioned facing the fixed module.
- Return-surfaces are 2" (50 mm) narrower than the integrated module. An 18" D (450 mm) return will therefore have a 20" D (519 mm) integrated module, while a 22" D (550 mm) return will have a 24" D (619 mm) integrated module.

It is possible to place a 20" D (457 mm) / 24" D (619 mm) storage module with the file module.

Return-surface with integrated module  
 20" D (519 mm)

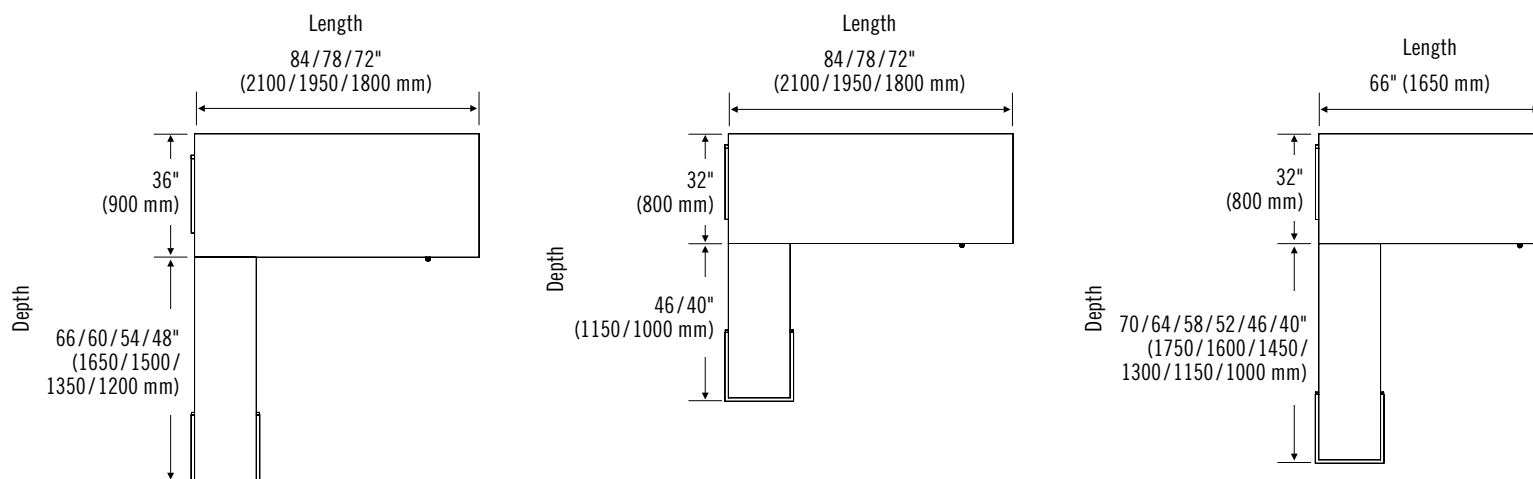
Return-surface with integrated module  
 24" D (619 mm)





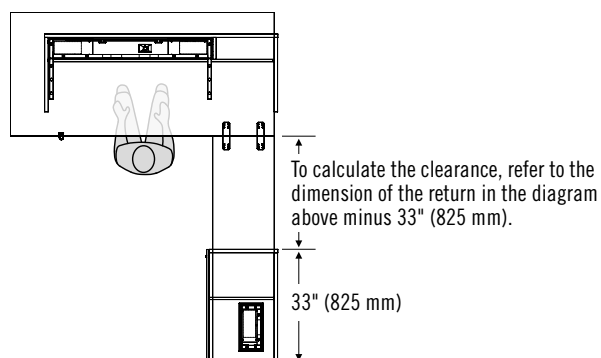
**ELECTRIC HEIGHT ADJUSTABLE DESKS WITH RETURN (cont'd)**

Electric height adjustable desks with return are sold combined with return-surfaces and integrated modules. Here is a description of the combinations available:

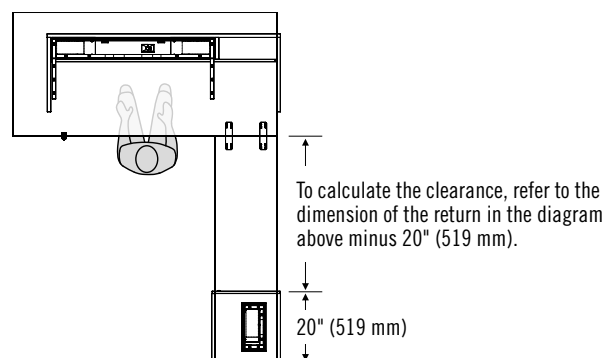


**Layout recommendations**

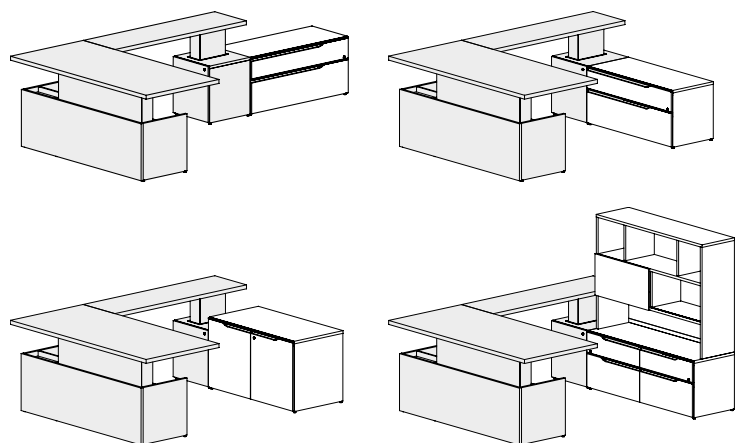
Calculate the space available underneath the return-surface. Height adjustable table, return-surfaces with integrated file module.



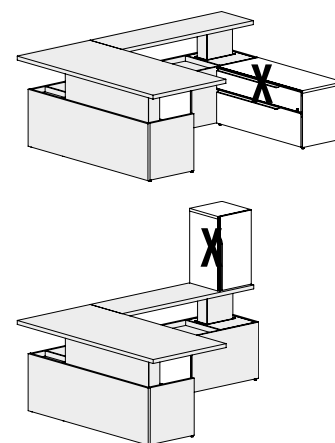
Height adjustable table, surface-returns with fixed module.



**Possible configurations:**



**Unauthorized configurations:**



## CAFÉ HEIGHT TABLES, MEETING TABLES AND COMPLEMENTARY FURNITURE

### General characteristics

All meeting tables, café height tables, occasional tables and benches from the NEX collection are available with a choice of top panel 1" (25 mm) thick with smooth edgebanding or 1½" (38 mm) thick with smooth or knife edge.

Table and bench legs are in 1½" (38 mm) thick laminate. Modesty panels and table backs can have a laminate or high-gloss black or high-gloss white finish.

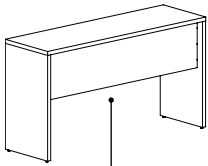
- Optional grommets or electric module at center of surface or table available as a Standard Special (see p. 15).

### Tables

#### 42" H (1067 mm) café height tables

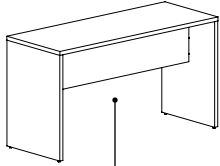
- 18" H (457 mm) modesty panel.
- Clearance for knees varies with table depth:  
Tables 36" D (900 mm) = 12¼" (309 mm) clearance on either side.  
Tables 30" D (750 mm) = 11¼" (281 mm) clearance on either side.  
Tables 24" D (600 mm) = 20" (500 mm) clearance on either side.

#### Café height tables 24" D (600 mm)



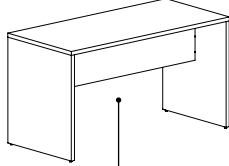
Modesty panel with 3" (75 mm) recess

#### Café height tables 30" D (750 mm)



Centered modesty panels

#### Café height tables 36" D (900 mm)

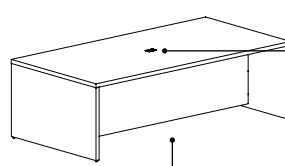


Centered modesty panels

#### 29½" H (752 mm) meeting tables

- Full-height modesty panel, 1½" (38 mm) shorter with respect to the legs.
- Clearance for knees varies with table depth:  
Tables 48" D (1200 mm) = 22" (550 mm) clearance on either side.  
Tables 42" D (1050 mm) = 19" (475 mm) clearance on either side.  
Tables 36" D (900 mm) = 16" (400 mm) clearance on either side.

#### Meeting tables 36/42/48" D (900/1050/1200 mm)



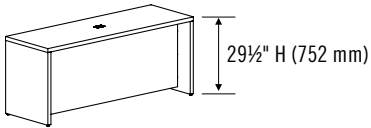
Centered modesty panels

Grommet or electric module

### Complementary furniture

#### Console tables

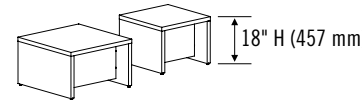
- Full-height modesty panel, 1½" (38 mm) shorter than the legs.
- Console tables are 29½" (752 mm) in height.
- Clearance on either side of modesty panels: 7" (175 mm).



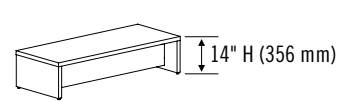
29½" H (752 mm)

#### Coffee tables and magazine tables

- Full-height back, 1½" (38 mm) shorter with respect to the legs.
- Coffee tables are 18" (457 mm) in height.
- Magazine tables are 14" (356 mm) in height.



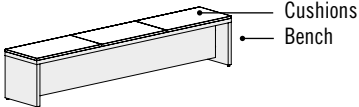
18" H (457 mm)



14" H (356 mm)

#### Benches

Benches are used alone or with 29½" H (752 mm) tables. They can accommodate cushions and a grommet on the side (available as Standard Specials, see p.15).



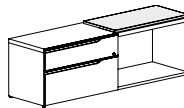
Cushions

Bench

### CUSHIONS

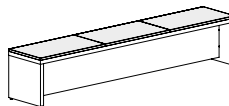
Cushions from the NEX collection add a touch of comfort and refinement to a work station. Cushions for 21" H (561 mm) storage modules and for benches are 1⅜" (35 mm) thick and attached using Velcro. They are available in a wide selection of upholstery; please consult [www.grounelacasse.com](http://www.grounelacasse.com).

#### Cushions for 21" H (561 mm) storage modules



#### Cushions for benches

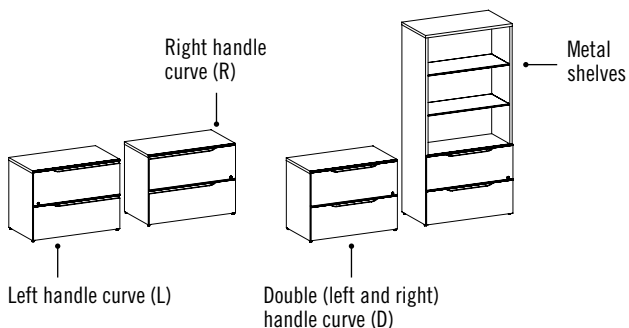
- To completely cover the surface of the bench, 3 cushions are needed.



STORAGE FURNITURE

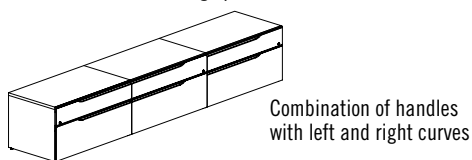
**General characteristics**

The different storage modules from the NEX collection can be used alone, as supports for surfaces or as occasional seats. The front panels and the doors cover the outer sides, the top and the bottom. The integrated back ensures sturdiness and provides a perfect finish. Drawers have a pencil tray, and file drawers have a suspension bar.



**Handle options**

For the front panels of drawers of most of the storage modules, it is possible to specify the orientation of the handle curve: left, right or both (double). An asymmetrical handle lends furniture a touch of sophistication. To achieve the desired design effect, carefully select the handle orientation during specification.



**Front panel options**

Front panels are available with a laminate or high-gloss black or high-gloss white finish.

**Doors**

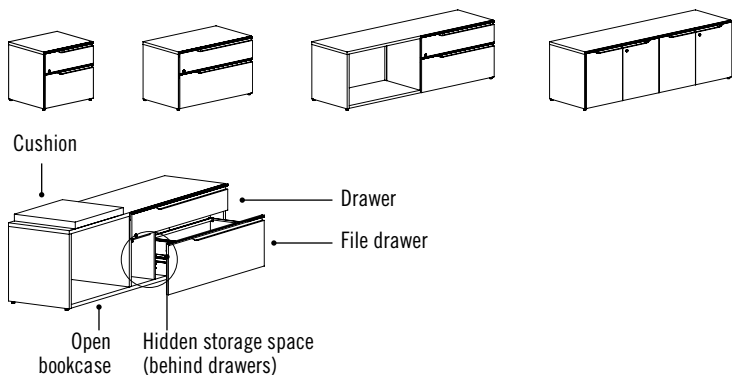
The doors of storage modules have 105° soft-close hinges.

**21" (561 mm) and 27" H (690 mm) storage modules**

**21" H (561 mm) storage modules**

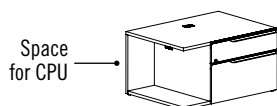
- 21" H (561 mm) storage modules are available in different depths. They can be used as supports for surfaces with short legs.
- Modules with an open bookcase have no back.

**Several configurations available:**



**CPU storage module**

Top and lateral grommets enable wire management inside the storage space.



**Locks**

Key lock with silver accent. Identical cylinders available as an option: contact Customer Service. The lock locks all drawers or doors. No lock on the top drawer of 27" H (690 mm) storage modules and on shelves.

**Metal shelf option**

Cabinets and bookcases are available with optional metal shelves (front shelves):

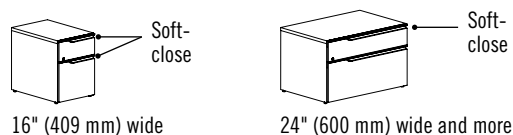
- Thin, 1/2" (12 mm) thick shelf, 15" (375 mm) deep.
- Made of sturdy, 16-gauge steel.
- 2 colors available: Black (K) or White (W).  
Cabinets with a 20" D (500 mm) open bookcase have a double back and 15" D (375 mm) metal shelves only.

**Drawers and file drawers**

- Telescopic, 16" (406 mm) full-extension slides with ball-bearing suspensions. Load capacity: 75 lb (34 kg) with slow close.
- 16" W (409 mm) storage modules, with soft-close drawers. Slow-close slides.
- For modules wider than 16" (409 mm), only the drawer has slow-close slides.

**Lateral file drawers**

- Double telescopic, 16" (406 mm) extension slides with ball-bearing suspensions. Load capacity: 150 lb (68 kg).



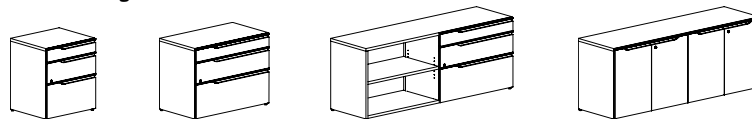
**Levelers**

- Standard on all furniture, levelers enable a height adjustment of 1/4" (32 mm). With the exception of two-sided bookcases, whose levelers enable a height adjustment of 3/4" (19 mm).

**27" H (690 mm) storage modules**

- 27" H (690 mm) storage modules are available in 20" and 24" D (519 and 619 mm) models only. They can be used as supports for raised surfaces. (Module depth must be equal or greater than that of the surface.)
- Modules with an open bookcase have no back.

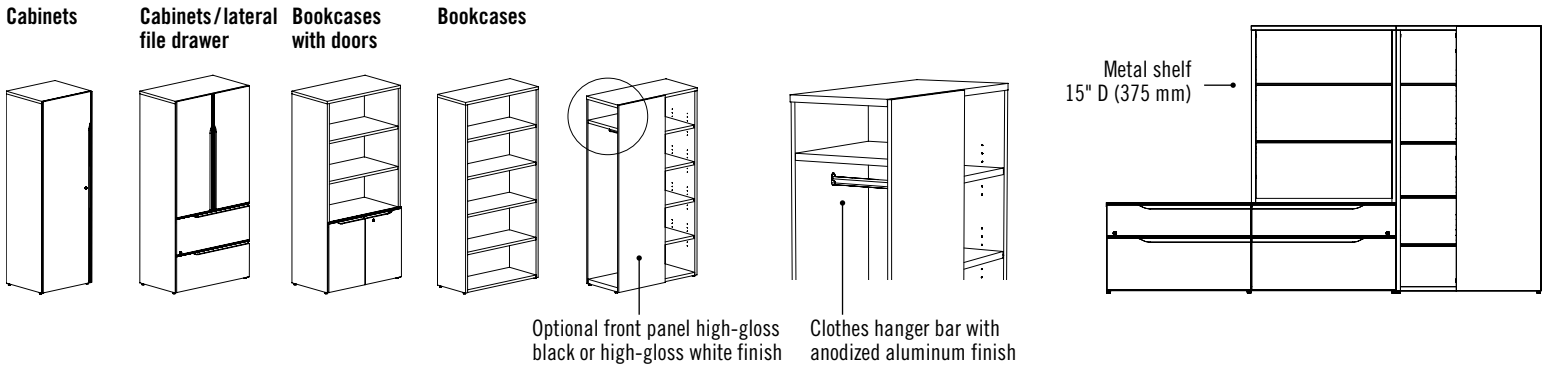
**Several configurations available:**



# SPECIFICATIONS

## STORAGE FURNITURE (cont'd)

### Cabinets and bookcases



### Hutches

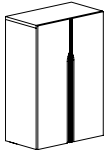
#### Bookcase hutches

- Placed on top of storage modules, their installation requires double-sided tape.
- Can accommodate a bulletin board on the back.
- Doors have slow-close 105° hinges.
- Optional metal shelves for single- or double-sided open bookcases (front shelves). Bookcases 20" (500 mm) deep have a double back and 15" (375 mm) deep metal shelves only.

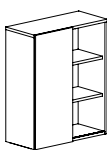
#### Hutches

- Placed on top of storage modules, their installation requires double-sided tape.
- Free space can accommodate a tackboard.
- Full-width cable access.
- Sliding doors do not have a slow-close effect.

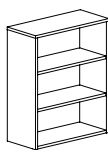
#### Bookcases with doors



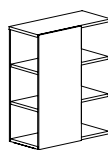
#### Bookcases with sliding door



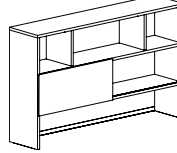
#### Bookcases



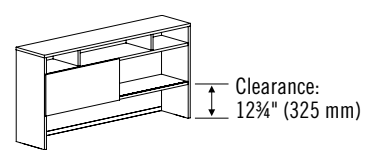
#### Double-sided bookcases



#### 44" H (1098 mm) shelves with sliding door



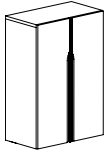
#### 36" H (907 mm) shelves with sliding door



#### Wall-mounted shelves

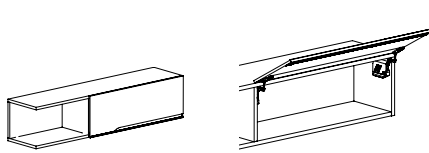
- Wall-mounting hardware included.
- Compatible with standard wall-mounted tackboards from the current Lacasse general price book.

#### Bookcase hutches with doors



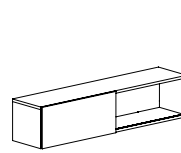
Soft-close doors

#### Wall-mounted hutches with lift-up door



Assisted-opening, soft-close doors

#### Wall-mounted hutches with sliding door

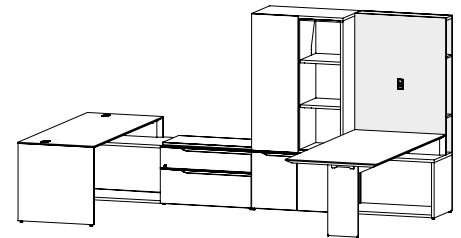
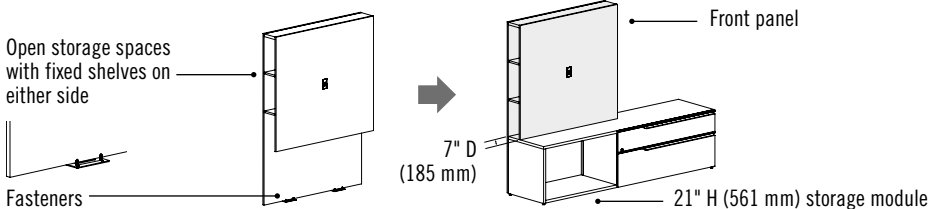


Sliding doors are not soft-closing.

## MEDIA PANELS

### General characteristics

Media panels enable the integration of a flat screen into a work station and the set-up of collaborative spaces and work rooms. Media panels are 7" (185 mm) deep and are placed on top of 21" or 27" H (561 or 690 mm) storage modules or 29½" H (752 mm) tables. They are delivered pre-assembled and are installed using double-sided tape and metal fasteners (included). The fasteners are attached beneath a storage module or the laminate leg of a table.



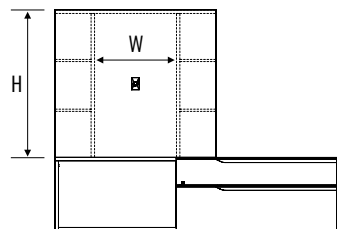
**MEDIA PANELS (cont'd)**

**Flat-screen support and cable management**

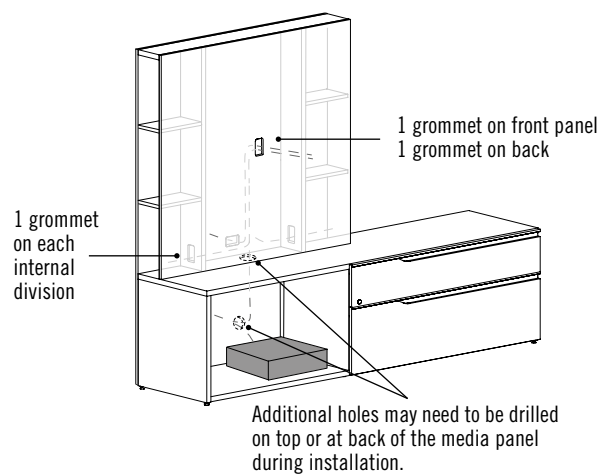
The front panel is designed to accommodate a support for a non-articulated flat screen. The installation area for such a support is solidified and its width varies according to the dimensions of the media panel. Check the width corresponding to the dimensions of the media panel selected before choosing your flat-screen support.

Wires pass through from top to bottom, left to right and front to back thanks to numerous grommets. Depending on the configuration and components of the work station and according to the electronic devices used, additional holes may need to be drilled for the passing of wires (on top or at back of the storage module) during installation.

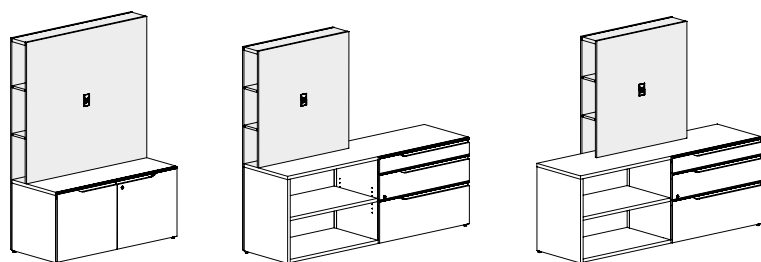
**Solidified installation area for accommodating a support for a flat screen**



(W) Width of the fastening strip:  
 Media panel 48" W (1200 mm) = 24" W (610 mm)  
 Media panel 42" W (1050 mm) = 18" W (460 mm)  
 Media panel 36" W (900 mm) = 12" W (310 mm)  
 (H) Vertical clearance:  
 The height of the media panel minus the height of the furniture accommodating it.

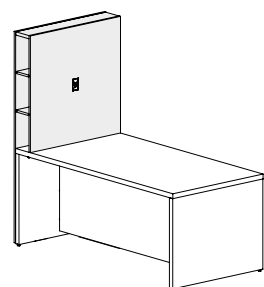
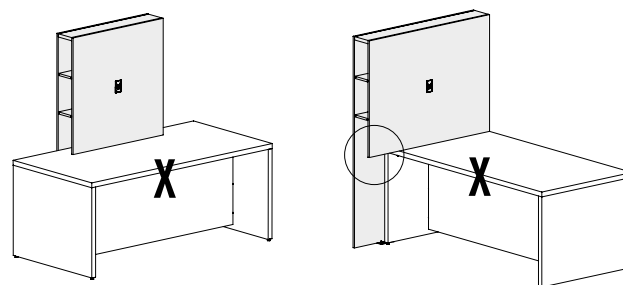


**Possible configurations:**

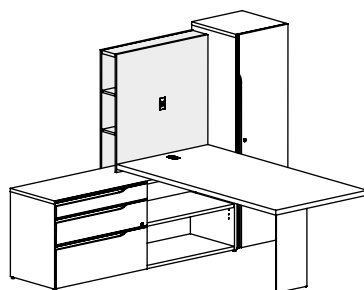


The media panel is installed on top of a 21" or 27" H (561 or 690 mm) storage module of the same width or wider. Modules with drawers do not allow the passage of wires.

**Unauthorized configurations:**



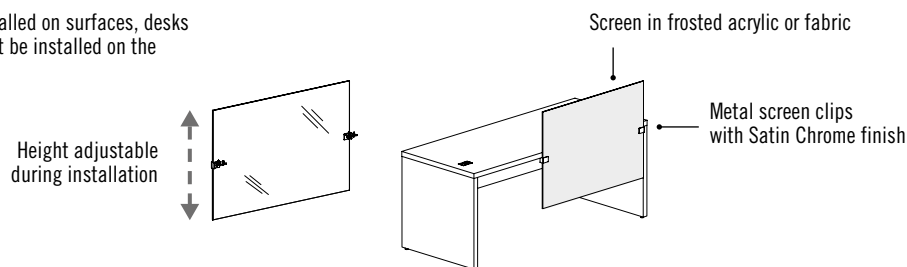
The media panel is installed on a 29½" H (752 mm) table or work surface of the same size and only on the laminate leg.



A 21" or 27" H (561 or 690 mm) storage module with media panel can accommodate a surface placed on it directly or raised with a strut.

**MODULAR PRIVACY SCREENS**

Modular privacy screens are 24" or 30" (600 or 750 mm) in height and are installed on surfaces, desks and returns. They must be installed on the side opposite to the user and cannot be installed on the sides of legs. Available in frosted acrylic or in fabric.



## ACCESSORIES

### Modular modesty panels

Modesty panels are 14" (350 mm) in height and are installed beneath all surfaces with a short back, beneath surfaces raised with one or more struts, and beneath the return-surface of height adjustable desks with returns.

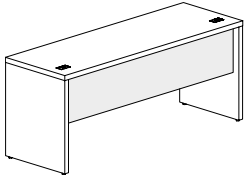
They must be installed on the side opposite to the user and cannot be installed on the sides of legs. A modesty panel may be positioned anywhere, but must always be smaller in size than the desk or surface that accommodates it. Available in laminate or high-gloss black or high-gloss white finish.

#### MOD modesty panels

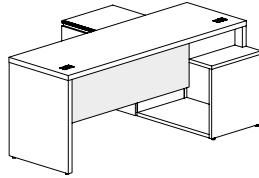
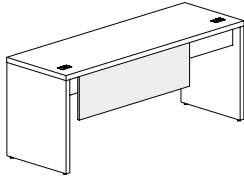
- Compatible with desks and returns with a 6" H (150 mm) back.



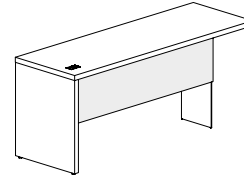
Possible configurations:



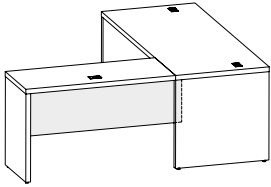
With an N5NNN-RT2472A5 desk, specify modesty panel NNNNN-MOD1469 (full width) or NNNNN-MOD1445 (smaller size).



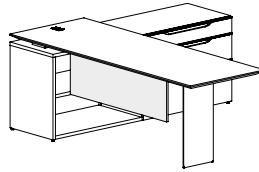
With an N5NRN-RS2472B5 desk and an N1NRW-UL206021BE storage module, specify modesty panel NNNNN-MOD1449.



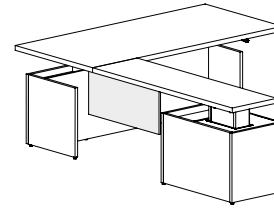
With an N5NRN-RS2472PA5 desk, specify modesty panel NNNNB-MOD1457. The slim metal leg always has a 13" (340 mm) recess.



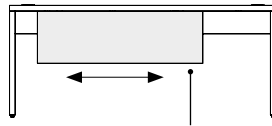
With an N5NRN-R2048A5 return and an N5NNN-RT3072A5 surface, specify modesty panel NNNNN-MOD1449. The modesty panel may be shorter or longer than the return (it is extended underneath the surface).



With an N5KNN-RS3084PD6 desk and an N1NDN-BE207227LUF storage module, specify modesty panel NNNNN-MODS1445 (or a smaller size).



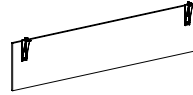
With an N5NLN-RTL7810220FG desk, specify modesty panel NNNNN-MODS1433. To calculate the space available, refer to the section on height adjustable desks with returns, on page 9.



Laminate or High-Gloss Black or High-Gloss White

#### MODS modesty panels

- Compatible with elevated surfaces and the returns of height adjustable desks.
- Silver accent fasteners.



### Complementary accessories

- Clamp and grommet mount flat screen supports that are compatible with the Nex collection are available in the current Lacasse general price book. The clip fastener is not compatible with surfaces that have knife edgbanding.
- Keyboard support LGC-SKD26 is not compatible with surfaces 20" (500 mm) deep.
- Keyboard supports LGC-BBAKD26 and LGC-GBAKD26 are not compatible with surfaces 20" (500 mm), 24" (600 mm) and 30" (752 mm) deep.

- The short and long accessory supports LGC-SUPAC\_ and LGC-SUPAL\_ are not compatible with surfaces and desks that have knife edgbanding.

Several electric and communication accessories compatible with the NEX collection are available. Consult the Accessoires section of the current Lacasse general price list.

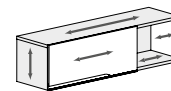
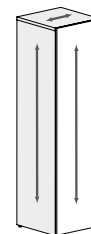
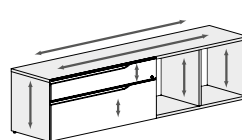
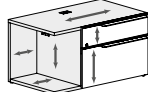
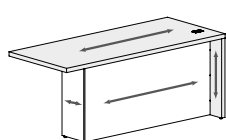
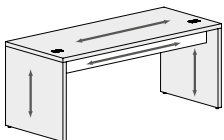
### APPLICATION OF TWO-TONE AND HIGH-GLOSS FINISHES

**Two-tone laminate application:** Shaded area corresponds to the first code to be specified. Second laminate code will be applied to the rest of the product.

**Surfaces:** First finish specified will be applied to the tops and the legs. Second finish specified will be applied to the back. For height adjustable surfaces, the first finish will be applied on the top of the surface, and the second on the base.

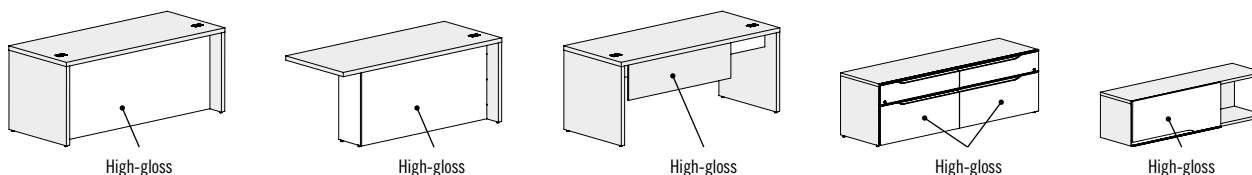
**Storage modules:** First finish specified will be applied to the frame, and the second to the front panel.

Two-tone application and direction of wood grain:



APPLICATION OF TWO-TONE AND HIGH-GLOSS FINISHES (cont'd)

Application of high-gloss black and high-gloss white finish for desks, modesty panels and storage modules.



Examples of codes:

CORRECT N1NRN-UL206021BE CCL/SNO

CORRECT N1NRW-UL206021BE CCL (The W indicates that the front panels will have a High-Gloss White finish.)

WRONG N1NRW-UL206021BE CCL/SNO (The W indicates that the front panels will have a High-Gloss White finish. It is therefore not possible to specify a Snow (SNO) color as a second finish.)

STANDARD SPECIALS

Groupe Lacasse allows certain modifications to be made to standard furniture without the need for filing a request with the Specials department, among them, the addition, modification or removal of a grommet and the addition of a wireless charger (LGC-CHARGE).

Other standard special modifications are available. Consult the current Lacasse general price list.

CODE	TYPE OF GROMMET	CODE AND POSITION		
		Left	Center	Right
MGRQ25	Rectangular – satin chrome finish for surfaces 1" (25 mm) thick	_MGRQ25L	_MGRQ25C	_MGRQ25R
MGRQ38	Rectangular – satin chrome finish for 1½" (38 mm) thick	_MGRQ38L	_MGRQ38C	_MGRQ38R
GR9	Type to be specified	Must be accompanied with a drawing indicating the precise position required.		
CHARGE	Wireless charger (LGC-CHARGE)	Must be accompanied with a drawing indicating the precise position required, except for height adjustable desks.		

Addition, modification or removal of a grommet

- Add the letter "S" before the product code.
- Add the code for the desired position to the product description (refer to table).
- Insert the modification code (A, M, R) at the start of the product code.  
A: Addition; M: Modification; R: Removal.

Add surcharge for grommet modification.\*

Addition of a metal grommet in standard position:	\$117.00
Addition of a grommet from another collection in non-standard position:	\$78.00
Modification of an existing grommet's position:	\$0.00
Removal or replacement of an existing grommet:	\$0.00
Addition of a cut-out for the wireless charger module (module not included):	\$0.00

\*For electric height adjustable desks as well as for benches, grommets and electric modules are added at predetermined positions, according to the build of the furniture piece.

SPECIFICATION OF OPTIONS AND FINISHES

EDGEBANDING

Automatically applied to the top and to the sides.

N Edge



1" and 1½"  
(25 and 38 mm)

N edgebanding matches the finish specified for the surface.

K Knife edge




1½"  
(38 mm)

K knife-edge available (in coordinated colors) ONLY when a wood grain or SNO or NCN finish is specified for the surface.

HIGH-GLOSS FINISHES



B – High-Gloss Black

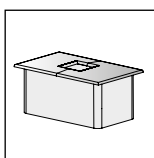


W – High-Gloss White

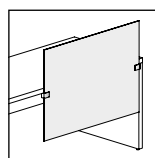
The application of a High-Gloss White or High-Gloss Black finish for desks, modesty panels and storage modules is the same as the application of the second tone.

METAL COMPONENTS

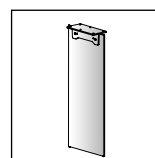
Polished Chrome finish



Grommet cover

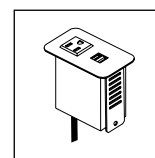


Modular screen support

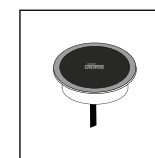


Slim metal leg

ACCESSORIES



LGC-PCQ1USB1P

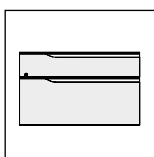


LGC-CHARGE

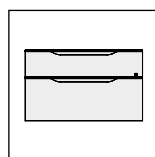
The opening of the grommet can accommodate an electric module with metallic silver accent.

HANDLES

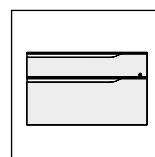
Anodized aluminum



L – Left



D – Double



R – Right

FABRIC

Various fabric choices are available. Refer to the current Lacasse upholstery selection guide at [www.groupelacasse.com](http://www.groupelacasse.com).

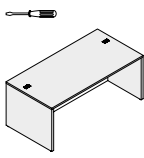
CODIFICATION

Series	Thickness	Edgebanding	Options				Options
			Handles	High-gloss accent	Dash	Product	
N	1 Thermofused laminate 1" (25 mm)	N Smooth edge	L Left	B High-Gloss Black	-		K Back/Shelves in black metal W Back/Shelves in white metal
	2 High-pressure laminate 1" (25 mm)	K Knife edge	R Right	W High-Gloss White			
	5 Thermofused laminate 1½" (38 mm)		D Double				
	6 High-pressure laminate 1½" (38 mm)						



**DESKS**

**Rectangular desks, full modesty panel, 2 long legs – 36" D**



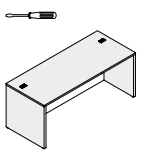
High-Gloss Black (B) or High-Gloss White (W) modesty panel finish option: add \$387.

W x D x H (in)	W x D x H (mm)	Code	All Laminate (\$)	HPL Surfaces (\$)
<i>9" (225 mm) recessed full-height modesty panel. 2 grommets. Can accommodate 1 or 2 pedestals NNN--161820F or NNN--MP161820F.</i>				
72 x 36 x 29½	1800 x 900 x 752	N_NN-RT3672A	1,239	1,590
66 x 36 x 29½	1650 x 900 x 752	N_NN-RT3666A	1,172	1,466
60 x 36 x 29½	1500 x 900 x 752	N_NN-RT3660A	1,108	1,348
<b>Specify the surface type (1, 2). Specify the modesty panel finish (B, W, N).</b>				
72 x 36 x 29½	1800 x 900 x 752	N_NN-RT3672A	1,364	1,704
66 x 36 x 29½	1650 x 900 x 752	N_NN-RT3666A	1,278	1,565
60 x 36 x 29½	1500 x 900 x 752	N_NN-RT3660A	1,185	1,433

<b>Specify the surface type (5, 6). Specify the modesty panel finish (B, W, N).</b>				
72 x 36 x 29½	1800 x 900 x 752	N_KN-RT3672A	2,053	2,395
66 x 36 x 29½	1650 x 900 x 752	N_KN-RT3666A	1,931	2,225
60 x 36 x 29½	1500 x 900 x 752	N_KN-RT3660A	1,810	2,053

**Knife edge (K). Specify the surface type (5, 6). Specify the modesty panel finish (B, W, N).**

**Rectangular desks, full modesty panel, 2 long legs – 30" D**



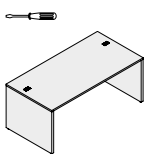
High-Gloss Black (B) or High-Gloss White (W) modesty panel finish option: add \$387.

<i>6" (150 mm) recessed full-height modesty panel. 2 grommets. Can accommodate 1 or 2 pedestals NNN--161820F or NNN--MP161820F.</i>				
72 x 30 x 29½	1800 x 750 x 752	N_NN-RT3072A	1,178	1,504
66 x 30 x 29½	1650 x 750 x 752	N_NN-RT3066A	1,137	1,425
60 x 30 x 29½	1500 x 750 x 752	N_NN-RT3060A	1,094	1,341
<b>Specify the surface type (1, 2). Specify the modesty panel finish (B, W, N).</b>				
72 x 30 x 29½	1800 x 750 x 752	N_NN-RT3072A	1,293	1,625
66 x 30 x 29½	1650 x 750 x 752	N_NN-RT3066A	1,239	1,524
60 x 30 x 29½	1500 x 750 x 752	N_NN-RT3060A	1,185	1,425

<b>Specify the surface type (5, 6). Specify the modesty panel finish (B, W, N).</b>				
72 x 30 x 29½	1800 x 750 x 752	N_KN-RT3072A	1,983	2,309
66 x 30 x 29½	1650 x 750 x 752	N_KN-RT3066A	1,898	2,177
60 x 30 x 29½	1500 x 750 x 752	N_KN-RT3060A	1,805	2,053

**Knife edge (K). Specify the surface type (5, 6). Specify the modesty panel finish (B, W, N).**

**Rectangular desks, short back, 2 long legs – 36" D**



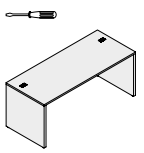
High-Gloss Black (B) or High-Gloss White (W) modesty panel finish option: add \$387.

<i>9" (225 mm) recessed short back. 2 grommets. Can accommodate 1 or 2 storage modules and 1 modular modesty panel.</i>				
78 x 36 x 29½	1950 x 900 x 752	N_NNN-RT3678A5	1,293	1,671
72 x 36 x 29½	1800 x 900 x 752	N_NNN-RT3672A5	1,271	1,612
66 x 36 x 29½	1650 x 900 x 752	N_NNN-RT3666A5	1,239	1,559
60 x 36 x 29½	1500 x 900 x 752	N_NNN-RT3660A5	1,215	1,504
<b>Specify the surface type (1, 2).</b>				
78 x 36 x 29½	1950 x 900 x 752	N_NNN-RT3678A5	1,403	1,776
72 x 36 x 29½	1800 x 900 x 752	N_NNN-RT3672A5	1,371	1,712
66 x 36 x 29½	1650 x 900 x 752	N_NNN-RT3666A5	1,331	1,650
60 x 36 x 29½	1500 x 900 x 752	N_NNN-RT3660A5	1,293	1,577

<b>Specify the surface type (5, 6).</b>				
78 x 36 x 29½	1950 x 900 x 752	N_KNN-RT3678A5	1,759	2,125
72 x 36 x 29½	1800 x 900 x 752	N_KNN-RT3672A5	1,712	2,062
66 x 36 x 29½	1650 x 900 x 752	N_KNN-RT3666A5	1,682	1,991
60 x 36 x 29½	1500 x 900 x 752	N_KNN-RT3660A5	1,650	1,931

**Knife edge (K). Specify the surface type (5, 6).**

**Rectangular desks, short back, 2 long legs – 30" D**



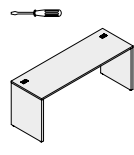
High-Gloss Black (B) or High-Gloss White (W) modesty panel finish option: add \$387.

<i>6" (150 mm) recessed short back. 2 grommets. Can accommodate 1 or 2 storage modules and 1 modular modesty panel.</i>				
78 x 30 x 29½	1950 x 750 x 752	N_NNN-RT3078A5	1,208	1,524
72 x 30 x 29½	1800 x 750 x 752	N_NNN-RT3072A5	1,178	1,471
66 x 30 x 29½	1650 x 750 x 752	N_NNN-RT3066A5	1,155	1,425
60 x 30 x 29½	1500 x 750 x 752	N_NNN-RT3060A5	1,131	1,371
<b>Specify the surface type (1, 2).</b>				
78 x 30 x 29½	1950 x 750 x 752	N_NNN-RT3078A5	1,293	1,596
72 x 30 x 29½	1800 x 750 x 752	N_NNN-RT3072A5	1,266	1,550
66 x 30 x 29½	1650 x 750 x 752	N_NNN-RT3066A5	1,233	1,487
60 x 30 x 29½	1500 x 750 x 752	N_NNN-RT3060A5	1,194	1,441

<b>Specify the surface type (5, 6).</b>				
78 x 30 x 29½	1950 x 750 x 752	N_KNN-RT3078A5	1,643	1,951
72 x 30 x 29½	1800 x 750 x 752	N_KNN-RT3072A5	1,605	1,891
66 x 30 x 29½	1650 x 750 x 752	N_KNN-RT3066A5	1,572	1,844
60 x 30 x 29½	1500 x 750 x 752	N_KNN-RT3060A5	1,550	1,783

**Knife edge (K). Specify the surface type (5, 6).**

**Rectangular desks, short back, 2 long legs – 24" D**



*3" (75 mm) recessed short back. 2 grommets. Can accommodate 1 or 2 storage modules and 1 modular modesty panel.*

72 x 24 x 29½	1800 x 600 x 752	N_NNN-RT2472A5	1,094	1,326
66 x 24 x 29½	1650 x 600 x 752	N_NNN-RT2466A5	1,071	1,278
60 x 24 x 29½	1500 x 600 x 752	N_NNN-RT2460A5	1,054	1,239
54 x 24 x 29½	1350 x 600 x 752	N_NNN-RT2454A5	1,030	1,208
48 x 24 x 29½	1200 x 600 x 752	N_NNN-RT2448A5	1,007	1,164

**Specify the surface type (1, 2).**

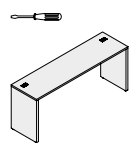
72 x 24 x 29½	1800 x 600 x 752	N_NNN-RT2472A5	1,155	1,379
66 x 24 x 29½	1650 x 600 x 752	N_NNN-RT2466A5	1,131	1,331
60 x 24 x 29½	1500 x 600 x 752	N_NNN-RT2460A5	1,094	1,284
54 x 24 x 29½	1350 x 600 x 752	N_NNN-RT2454A5	1,071	1,248
48 x 24 x 29½	1200 x 600 x 752	N_NNN-RT2448A5	1,046	1,194

**Specify the surface type (5, 6).**

72 x 24 x 29½	1800 x 600 x 752	N_KNN-RT2472A5	1,497	1,717
66 x 24 x 29½	1650 x 600 x 752	N_KNN-RT2466A5	1,471	1,682
60 x 24 x 29½	1500 x 600 x 752	N_KNN-RT2460A5	1,448	1,637
54 x 24 x 29½	1350 x 600 x 752	N_KNN-RT2454A5	1,425	1,590
48 x 24 x 29½	1200 x 600 x 752	N_KNN-RT2448A5	1,389	1,543

**Knife edge (K). Specify the surface type (5, 6).**

**Rectangular desks, short back, 2 long legs – 20" D**



*3" (75 mm) recessed short back. 2 grommets. Can accommodate 1 modular modesty panel.*

72 x 20 x 29½	1800 x 500 x 752	N_NNN-RT2072A5	1,046	1,233
66 x 20 x 29½	1650 x 500 x 752	N_NNN-RT2066A5	1,024	1,185
60 x 20 x 29½	1500 x 500 x 752	N_NNN-RT2060A5	1,007	1,155
54 x 20 x 29½	1350 x 500 x 752	N_NNN-RT2054A5	976	1,124
48 x 20 x 29½	1200 x 500 x 752	N_NNN-RT2048A5	955	1,076

**Specify the surface type (1, 2).**

72 x 20 x 29½	1800 x 500 x 752	N_NNN-RT2072A5	1,076	1,271
66 x 20 x 29½	1650 x 500 x 752	N_NNN-RT2066A5	1,054	1,233
60 x 20 x 29½	1500 x 500 x 752	N_NNN-RT2060A5	1,030	1,185
54 x 20 x 29½	1350 x 500 x 752	N_NNN-RT2054A5	1,013	1,155
48 x 20 x 29½	1200 x 500 x 752	N_NNN-RT2048A5	982	1,116

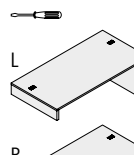
**Specify the surface type (5, 6).**

72 x 20 x 29½	1800 x 500 x 752	N_KNN-RT2072A5	1,433	1,612
66 x 20 x 29½	1650 x 500 x 752	N_KNN-RT2066A5	1,403	1,572
60 x 20 x 29½	1500 x 500 x 752	N_KNN-RT2060A5	1,379	1,543
54 x 20 x 29½	1350 x 500 x 752	N_KNN-RT2054A5	1,357	1,497
48 x 20 x 29½	1200 x 500 x 752	N_KNN-RT2048A5	1,331	1,460

**Knife edge (K). Specify the surface type (5, 6).**

**WORK SURFACES**

**Rectangular surfaces, short back, 1 long and 1 short leg – 36" D**



*9" (225 mm) recessed short back. 2 grommets. Must use 1 storage module 21" H (561 mm) as support. Can accommodate 1 modular modesty panel.*

84 x 36 x 29½	2100 x 900 x 752	N_N_NN-RS3684B5	1,341	1,744
78 x 36 x 29½	1950 x 900 x 752	N_N_NN-RS3678B5	1,172	1,550
72 x 36 x 29½	1800 x 900 x 752	N_N_NN-RS3672B5	1,147	1,487
66 x 36 x 29½	1650 x 900 x 752	N_N_NN-RS3666B5	1,124	1,433
60 x 36 x 29½	1500 x 900 x 752	N_N_NN-RS3660B5	1,084	1,379

**Specify the surface type (1, 2). Specify left (L) or right (R).**


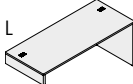
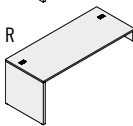
84 x 36 x 29½	2100 x 900 x 752	N_N_NN-RS3684B5	1,460	1,852
78 x 36 x 29½	1950 x 900 x 752	N_N_NN-RS3678B5	1,278	1,650
72 x 36 x 29½	1800 x 900 x 752	N_N_NN-RS3672B5	1,248	1,577
66 x 36 x 29½	1650 x 900 x 752	N_N_NN-RS3666B5	1,208	1,524
60 x 36 x 29½	1500 x 900 x 752	N_N_NN-RS3660B5	1,172	1,460


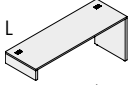
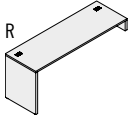
**Specify the surface type (5, 6). Specify left (L) or right (R).**


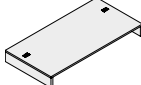
84 x 36 x 29½	2100 x 900 x 752	N_K_NN-RS3684B5	1,907	2,301
78 x 36 x 29½	1950 x 900 x 752	N_K_NN-RS3678B5	1,625	1,991
72 x 36 x 29½	1800 x 900 x 752	N_K_NN-RS3672B5	1,590	1,931
66 x 36 x 29½	1650 x 900 x 752	N_K_NN-RS3666B5	1,559	1,867
60 x 36 x 29½	1500 x 900 x 752	N_K_NN-RS3660B5	1,512	1,797


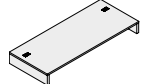
**Knife edge (K). Specify the surface type (5, 6). Specify left (L) or right (R).**


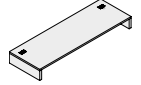



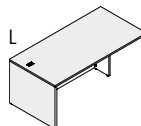
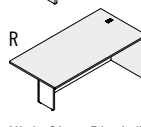
	W x D x H (in)	W x D x H (mm)	Code	All Laminate (\$)	HPL Surfaces (\$)
<b>Rectangular surfaces, short back, 1 long and 1 short leg – 30" D</b>	<i>6" (150 mm) recessed short back. 2 grommets. Must use 1 storage module 21" H (561 mm) as support. Can accommodate 1 modular modesty panel.</i>				
	84 x 30 x 29½	2100 x 750 x 752	N_N_N-RS3084B5	1,266	1,596
	78 x 30 x 29½	1950 x 750 x 752	N_N_N-RS3078B5	1,094	1,418
	72 x 30 x 29½	1800 x 750 x 752	N_N_N-RS3072B5	1,071	1,364
	66 x 30 x 29½	1650 x 750 x 752	N_N_N-RS3066B5	1,046	1,318
	60 x 30 x 29½	1500 x 750 x 752	N_N_N-RS3060B5	1,024	1,266
	<b>Specify the surface type (1, 2). Specify left (L) or right (R).</b>				
	84 x 30 x 29½	2100 x 750 x 752	N_N_N-RS3084B5	1,357	1,692
	78 x 30 x 29½	1950 x 750 x 752	N_N_N-RS3078B5	1,178	1,487
	72 x 30 x 29½	1800 x 750 x 752	N_N_N-RS3072B5	1,155	1,441
	66 x 30 x 29½	1650 x 750 x 752	N_N_N-RS3066B5	1,124	1,379
	60 x 30 x 29½	1500 x 750 x 752	N_N_N-RS3060B5	1,084	1,326
	<b>Specify the surface type (5, 6). Specify left (L) or right (R).</b>				
	84 x 30 x 29½	2100 x 750 x 752	N_K_N-RS3084B5	1,805	2,138
	78 x 30 x 29½	1950 x 750 x 752	N_K_N-RS3078B5	1,536	1,844
	72 x 30 x 29½	1800 x 750 x 752	N_K_N-RS3072B5	1,497	1,783
	66 x 30 x 29½	1650 x 750 x 752	N_K_N-RS3066B5	1,466	1,717
	60 x 30 x 29½	1500 x 750 x 752	N_K_N-RS3060B5	1,441	1,671
	<b>Knife edge (K). Specify the surface type (5, 6). Specify left (L) or right (R).</b>				

	W x D x H (in)	W x D x H (mm)	Code	All Laminate (\$)	HPL Surfaces (\$)
<b>Rectangular surfaces, short back, 1 long and 1 short leg – 24" D</b>	<i>3" (75 mm) recessed short back. 2 grommets. Must use 1 storage module 21" H (561 mm) as support. Can accommodate 1 modular modesty panel.</i>				
	72 x 24 x 29½	1800 x 600 x 752	N_N_N-RS2472B5	1,007	1,233
	66 x 24 x 29½	1650 x 600 x 752	N_N_N-RS2466B5	976	1,185
	60 x 24 x 29½	1500 x 600 x 752	N_N_N-RS2460B5	960	1,155
	54 x 24 x 29½	1350 x 600 x 752	N_N_N-RS2454B5	936	1,116
	48 x 24 x 29½	1200 x 600 x 752	N_N_N-RS2448B5	914	1,071
	<b>Specify the surface type (1, 2). Specify left (L) or right (R).</b>				
	72 x 24 x 29½	1800 x 600 x 752	N_N_N-RS2472B5	1,060	1,284
	66 x 24 x 29½	1650 x 600 x 752	N_N_N-RS2466B5	1,030	1,239
	60 x 24 x 29½	1500 x 600 x 752	N_N_N-RS2460B5	1,007	1,194
	54 x 24 x 29½	1350 x 600 x 752	N_N_N-RS2454B5	976	1,147
	48 x 24 x 29½	1200 x 600 x 752	N_N_N-RS2448B5	955	1,108
	<b>Specify the surface type (5, 6). Specify left (L) or right (R).</b>				
	72 x 24 x 29½	1800 x 600 x 752	N_K_N-RS2472B5	1,403	1,637
	66 x 24 x 29½	1650 x 600 x 752	N_K_N-RS2466B5	1,379	1,590
	60 x 24 x 29½	1500 x 600 x 752	N_K_N-RS2460B5	1,357	1,543
	54 x 24 x 29½	1350 x 600 x 752	N_K_N-RS2454B5	1,326	1,497
	48 x 24 x 29½	1200 x 600 x 752	N_K_N-RS2448B5	1,293	1,448
	<b>Knife edge (K). Specify the surface type (5, 6). Specify left (L) or right (R).</b>				

	W x D x H (in)	W x D x H (mm)	Code	All Laminate (\$)	HPL Surfaces (\$)
<b>Rectangular surfaces, short back, 2 short legs – 36" D</b>	<i>9" (225 mm) recessed short back. 2 grommets. Must use 2 storage modules 21" H (561 mm) as support. Can accommodate 1 modular modesty panel.</i>				
	84 x 36 x 7½	2100 x 900 x 191	N_NNN-RS3684C5	1,215	1,625
	78 x 36 x 7½	1950 x 900 x 191	N_NNN-RS3678C5	1,046	1,425
	72 x 36 x 7½	1800 x 900 x 191	N_NNN-RS3672C5	1,024	1,364
	66 x 36 x 7½	1650 x 900 x 191	N_NNN-RS3666C5	1,001	1,318
	60 x 36 x 7½	1500 x 900 x 191	N_NNN-RS3660C5	960	1,256
	<b>Specify the surface type (1, 2).</b>				
	84 x 36 x 7½	2100 x 900 x 191	N_NNN-RS3684C5	1,331	1,717
	78 x 36 x 7½	1950 x 900 x 191	N_NNN-RS3678C5	1,155	1,524
	72 x 36 x 7½	1800 x 900 x 191	N_NNN-RS3672C5	1,116	1,460
	66 x 36 x 7½	1650 x 900 x 191	N_NNN-RS3666C5	1,076	1,389
	60 x 36 x 7½	1500 x 900 x 191	N_NNN-RS3660C5	1,046	1,331
	<b>Specify the surface type (5, 6).</b>				
	84 x 36 x 7½	2100 x 900 x 191	N_KNN-RS3684C5	1,783	2,177
	78 x 36 x 7½	1950 x 900 x 191	N_KNN-RS3678C5	1,497	1,867
	72 x 36 x 7½	1800 x 900 x 191	N_KNN-RS3672C5	1,466	1,805
	66 x 36 x 7½	1650 x 900 x 191	N_KNN-RS3666C5	1,433	1,744
	60 x 36 x 7½	1500 x 900 x 191	N_KNN-RS3660C5	1,389	1,671
	<b>Knife edge (K). Specify the surface type (5, 6).</b>				

	W x D x H (in)	W x D x H (mm)	Code	All Laminate (\$)	HPL Surfaces (\$)
<b>Rectangular surfaces, short back, 2 short legs – 30" D</b>	<i>6" (150 mm) recessed short back. 2 grommets. Must use 2 storage modules 21" H (561 mm) as support. Can accommodate 1 modular modesty panel.</i>				
	84 x 30 x 7½	2100 x 750 x 191	N_NNN-RS3084C5	1,155	1,497
	78 x 30 x 7½	1950 x 750 x 191	N_NNN-RS3078C5	982	1,303
	72 x 30 x 7½	1800 x 750 x 191	N_NNN-RS3072C5	969	1,256
	66 x 30 x 7½	1650 x 750 x 191	N_NNN-RS3066C5	946	1,208
	60 x 30 x 7½	1500 x 750 x 191	N_NNN-RS3060C5	923	1,155
	<b>Specify the surface type (1, 2).</b>				
	84 x 30 x 7½	2100 x 750 x 191	N_NNN-RS3084C5	1,248	1,572
	78 x 30 x 7½	1950 x 750 x 191	N_NNN-RS3078C5	1,071	1,379
	72 x 30 x 7½	1800 x 750 x 191	N_NNN-RS3072C5	1,038	1,326
	66 x 30 x 7½	1650 x 750 x 191	N_NNN-RS3066C5	1,013	1,271
	60 x 30 x 7½	1500 x 750 x 191	N_NNN-RS3060C5	976	1,215
	<b>Specify the surface type (5, 6).</b>				
	84 x 30 x 7½	2100 x 750 x 191	N_KNN-RS3084C5	1,698	2,025
	78 x 30 x 7½	1950 x 750 x 191	N_KNN-RS3078C5	1,425	1,717
	72 x 30 x 7½	1800 x 750 x 191	N_KNN-RS3072C5	1,389	1,671
	66 x 30 x 7½	1650 x 750 x 191	N_KNN-RS3066C5	1,357	1,612
	60 x 30 x 7½	1500 x 750 x 191	N_KNN-RS3060C5	1,326	1,565
	<b>Knife edge (K). Specify the surface type (5, 6).</b>				

	W x D x H (in)	W x D x H (mm)	Code	All Laminate (\$)	HPL Surfaces (\$)
<b>Rectangular surfaces, short back, 2 short legs – 24" D</b>	<i>3" (75 mm) recessed short back. 2 grommets. Must use 2 storage modules 21" H (561 mm) as support. Can accommodate 1 modular modesty panel.</i>				
	72 x 24 x 7½	1800 x 600 x 191	N_NNN-RS2472C5	914	1,147
	66 x 24 x 7½	1650 x 600 x 191	N_NNN-RS2466C5	883	1,108
	60 x 24 x 7½	1500 x 600 x 191	N_NNN-RS2460C5	867	1,060
	54 x 24 x 7½	1350 x 600 x 191	N_NNN-RS2454C5	851	1,024
	48 x 24 x 7½	1200 x 600 x 191	N_NNN-RS2448C5	829	982
	<b>Specify the surface type (1, 2).</b>				
	72 x 24 x 7½	1800 x 600 x 191	N_NNN-RS2472C5	969	1,194
	66 x 24 x 7½	1650 x 600 x 191	N_NNN-RS2466C5	936	1,147
	60 x 24 x 7½	1500 x 600 x 191	N_NNN-RS2460C5	914	1,108
	54 x 24 x 7½	1350 x 600 x 191	N_NNN-RS2454C5	883	1,054
	48 x 24 x 7½	1200 x 600 x 191	N_NNN-RS2448C5	862	1,013
	<b>Specify the surface type (5, 6).</b>				
	72 x 24 x 7½	1800 x 600 x 191	N_KNN-RS2472C5	1,318	1,543
	66 x 24 x 7½	1650 x 600 x 191	N_KNN-RS2466C5	1,284	1,497
	60 x 24 x 7½	1500 x 600 x 191	N_KNN-RS2460C5	1,256	1,448
	54 x 24 x 7½	1350 x 600 x 191	N_KNN-RS2454C5	1,233	1,403
	48 x 24 x 7½	1200 x 600 x 191	N_KNN-RS2448C5	1,208	1,357
	<b>Knife edge (K). Specify the surface type (5, 6).</b>				

<b>DESKS WITH MEETING SPACE</b>					
<b>Rectangular desks, full modesty panel, 1 long and 1 narrow leg, meeting space – 36" D</b>	<i>9" (225 mm) recessed full-height modesty panel. Meeting space. 1 grommet. Must be secured to another surface. Can accommodate 1 pedestal NNN_-161820F or NNN_-MP161820F.</i>				
	78 x 36 x 29½	1950 x 900 x 752	N_N_-RTM3678	1,131	1,497
	72 x 36 x 29½	1800 x 900 x 752	N_N_-RTM3672	1,094	1,441
	66 x 36 x 29½	1650 x 900 x 752	N_N_-RTM3666	1,060	1,379
	60 x 36 x 29½	1500 x 900 x 752	N_N_-RTM3660	1,030	1,326
	<b>Specify the surface type (1, 2). Specify left (L) or right (R). Specify the modesty panel finish (B, W, N).</b>				
	78 x 36 x 29½	1950 x 900 x 752	N_N_-RTM3678	1,266	1,643
	72 x 36 x 29½	1800 x 900 x 752	N_N_-RTM3672	1,225	1,565
	66 x 36 x 29½	1650 x 900 x 752	N_N_-RTM3666	1,178	1,487
	60 x 36 x 29½	1500 x 900 x 752	N_N_-RTM3660	1,137	1,425
	<b>Specify the surface type (5, 6). Specify left (L) or right (R). Specify the modesty panel finish (B, W, N).</b>				
	78 x 36 x 29½	1950 x 900 x 752	N_K_-RTM3678	1,907	2,280
	72 x 36 x 29½	1800 x 900 x 752	N_K_-RTM3672	1,837	2,170
	66 x 36 x 29½	1650 x 900 x 752	N_K_-RTM3666	1,759	2,067
	60 x 36 x 29½	1500 x 900 x 752	N_K_-RTM3660	1,682	1,968
	<b>Knife edge (K). Specify the surface type (5, 6). Specify left (L) or right (R). Specify the modesty panel finish (B, W, N).</b>				

High-Gloss Black (B) or High-Gloss White (W) modesty panel finish option: add \$311.

W x D x H (in)	W x D x H (mm)	Code	All Laminate (\$)	HPL Surfaces (\$)
<b>Rectangular desks, full modesty panel, 1 long and 1 narrow leg, meeting space – 30" D</b>				
6" (150 mm) recessed full-height modesty panel. Meeting space. 1 grommet. Must be secured to another surface. Can accommodate 1 pedestal NNN_-161820F or NNN_-MP161820F.				
78 x 30 x 29½	1950 x 750 x 752	N_N_-RTM3078	1,071	1,371
72 x 30 x 29½	1800 x 750 x 752	N_N_-RTM3072	1,038	1,326
66 x 30 x 29½	1650 x 750 x 752	N_N_-RTM3066	1,007	1,271
60 x 30 x 29½	1500 x 750 x 752	N_N_-RTM3060	976	1,225
Specify the surface type (1, 2). Specify left (L) or right (R). Specify the modesty panel finish (B, W, N).				
78 x 30 x 29½	1950 x 750 x 752	N_N_-RTM3078	1,172	1,479
72 x 30 x 29½	1800 x 750 x 752	N_N_-RTM3072	1,137	1,425
66 x 30 x 29½	1650 x 750 x 752	N_N_-RTM3066	1,108	1,364
60 x 30 x 29½	1500 x 750 x 752	N_N_-RTM3060	1,060	1,293
Specify the surface type (5, 6). Specify left (L) or right (R). Specify the modesty panel finish (B, W, N).				
78 x 30 x 29½	1950 x 750 x 752	N_K_-RTM3078	1,810	2,132
72 x 30 x 29½	1800 x 750 x 752	N_K_-RTM3072	1,751	2,030
66 x 30 x 29½	1650 x 750 x 752	N_K_-RTM3066	1,682	1,944
60 x 30 x 29½	1500 x 750 x 752	N_K_-RTM3060	1,612	1,852
Knife edge (K). Specify the surface type (5, 6). Specify left (L) or right (R). Specify the modesty panel finish (B, W, N).				

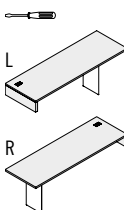
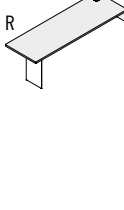
W x D x H (in)	W x D x H (mm)	Code	All Laminate (\$)	HPL Surfaces (\$)
<b>Rectangular desks, short back, 1 long and 1 slim metal leg, meeting space – 36" D</b>				
9" (225 mm) recessed short back. Meeting space. 1 grommet. 1 slim metal leg. Can accommodate 1 storage module and 1 modular modesty panel. Must be secured to another surface.				
78 x 36 x 29½	1950 x 900 x 752	N_N_N-RT3678PA5	1,875	2,239
72 x 36 x 29½	1800 x 900 x 752	N_N_N-RT3672PA5	1,844	2,193
66 x 36 x 29½	1650 x 900 x 752	N_N_N-RT3666PA5	1,810	2,132
60 x 36 x 29½	1500 x 900 x 752	N_N_N-RT3660PA5	1,791	2,078
Specify the surface type (1, 2). Specify left (L) or right (R).				
78 x 36 x 29½	1950 x 900 x 752	N_N_N-RT3678PA5	1,983	2,348
72 x 36 x 29½	1800 x 900 x 752	N_N_N-RT3672PA5	1,951	2,285
66 x 36 x 29½	1650 x 900 x 752	N_N_N-RT3666PA5	1,907	2,225
60 x 36 x 29½	1500 x 900 x 752	N_N_N-RT3660PA5	1,875	2,161
Specify the surface type (5, 6). Specify left (L) or right (R).				
78 x 36 x 29½	1950 x 900 x 752	N_K_N-RT3678PA5	2,254	2,627
72 x 36 x 29½	1800 x 900 x 752	N_K_N-RT3672PA5	2,216	2,560
66 x 36 x 29½	1650 x 900 x 752	N_K_N-RT3666PA5	2,184	2,494
60 x 36 x 29½	1500 x 900 x 752	N_K_N-RT3660PA5	2,138	2,426
Knife edge (K). Specify the surface type (5, 6). Specify left (L) or right (R).				

W x D x H (in)	W x D x H (mm)	Code	All Laminate (\$)	HPL Surfaces (\$)
<b>Rectangular desks, short back, 1 long and 1 slim metal leg, meeting space – 30" D</b>				
6" (150 mm) recessed short back. Meeting space. 1 grommet. 1 slim metal leg. Can accommodate 1 storage module and 1 modular modesty panel. Must be secured to another surface.				
78 x 30 x 29½	1950 x 750 x 752	N_N_N-RT3078PA5	1,805	2,114
72 x 30 x 29½	1800 x 750 x 752	N_N_N-RT3072PA5	1,783	2,067
66 x 30 x 29½	1650 x 750 x 752	N_N_N-RT3066PA5	1,759	2,014
60 x 30 x 29½	1500 x 750 x 752	N_N_N-RT3060PA5	1,737	1,968
Specify the surface type (1, 2). Specify left (L) or right (R).				
78 x 30 x 29½	1950 x 750 x 752	N_N_N-RT3078PA5	1,891	2,208
72 x 30 x 29½	1800 x 750 x 752	N_N_N-RT3072PA5	1,867	2,155
66 x 30 x 29½	1650 x 750 x 752	N_N_N-RT3066PA5	1,837	2,100
60 x 30 x 29½	1500 x 750 x 752	N_N_N-RT3060PA5	1,797	2,053
Specify the surface type (5, 6). Specify left (L) or right (R).				
78 x 30 x 29½	1950 x 750 x 752	N_K_N-RT3078PA5	2,170	2,478
72 x 30 x 29½	1800 x 750 x 752	N_K_N-RT3072PA5	2,132	2,426
66 x 30 x 29½	1650 x 750 x 752	N_K_N-RT3066PA5	2,100	2,379
60 x 30 x 29½	1500 x 750 x 752	N_K_N-RT3060PA5	2,078	2,325
Knife edge (K). Specify the surface type (5, 6). Specify left (L) or right (R).				

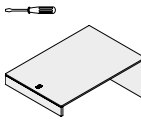
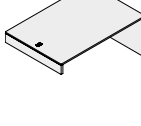

W x D x H (in)	W x D x H (mm)	Code	All Laminate (\$)	HPL Surfaces (\$)
<b>Rectangular desks, short back, 1 long and 1 slim metal leg, meeting space – 24" D</b>				
3" (75 mm) recessed short back. Meeting space. 1 grommet. 1 slim metal leg. Must be secured to another surface. Can accommodate 1 modular modesty panel.				
78 x 24 x 29½	1950 x 600 x 752	N_N_N-RT2478PA5	1,737	1,983
72 x 24 x 29½	1800 x 600 x 752	N_N_N-RT2472PA5	1,712	1,944
66 x 24 x 29½	1650 x 600 x 752	N_N_N-RT2466PA5	1,692	1,907
60 x 24 x 29½	1500 x 600 x 752	N_N_N-RT2460PA5	1,671	1,867
Specify the surface type (1, 2). Specify left (L) or right (R).				
78 x 24 x 29½	1950 x 600 x 752	N_N_N-RT2478PA5	1,797	2,053
72 x 24 x 29½	1800 x 600 x 752	N_N_N-RT2472PA5	1,776	2,001
66 x 24 x 29½	1650 x 600 x 752	N_N_N-RT2466PA5	1,751	1,960
60 x 24 x 29½	1500 x 600 x 752	N_N_N-RT2460PA5	1,717	1,912
Specify the surface type (5, 6). Specify left (L) or right (R).				
78 x 24 x 29½	1950 x 600 x 752	N_K_N-RT2478PA5	2,078	2,317
72 x 24 x 29½	1800 x 600 x 752	N_K_N-RT2472PA5	2,053	2,280
66 x 24 x 29½	1650 x 600 x 752	N_K_N-RT2466PA5	2,025	2,233
60 x 24 x 29½	1500 x 600 x 752	N_K_N-RT2460PA5	2,001	2,184
Knife edge (K). Specify the surface type (5, 6). Specify left (L) or right (R).				

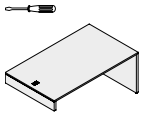
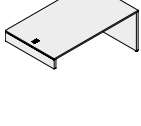

WORK SURFACES WITH MEETING SPACE				
W x D x H (in)	W x D x H (mm)	Code	All Laminate (\$)	HPL Surfaces (\$)
<b>Rectangular surfaces with meeting space, short back, 1 short and 1 slim metal leg, meeting space – 36" D</b>				
9" (225 mm) recessed short back. Meeting space. 1 grommet. 1 slim metal leg. Must use 1 storage module 21" H (561 mm) as support. Can accommodate 1 modular modesty panel.				
84 x 36 x 29½	2100 x 900 x 752	N_N_N-RS3684PB5	1,924	2,325
78 x 36 x 29½	1950 x 900 x 752	N_N_N-RS3678PB5	1,759	2,132
72 x 36 x 29½	1800 x 900 x 752	N_N_N-RS3672PB5	1,737	2,078
66 x 36 x 29½	1650 x 900 x 752	N_N_N-RS3666PB5	1,698	2,014
60 x 36 x 29½	1500 x 900 x 752	N_N_N-RS3660PB5	1,671	1,968
Specify the surface type (1, 2). Specify left (L) or right (R).				
84 x 36 x 29½	2100 x 900 x 752	N_N_N-RS3684PB5	2,062	2,441
78 x 36 x 29½	1950 x 900 x 752	N_N_N-RS3678PB5	1,875	2,239
72 x 36 x 29½	1800 x 900 x 752	N_N_N-RS3672PB5	1,844	2,177
66 x 36 x 29½	1650 x 900 x 752	N_N_N-RS3666PB5	1,797	2,107
60 x 36 x 29½	1500 x 900 x 752	N_N_N-RS3660PB5	1,767	2,047
Specify the surface type (5, 6). Specify left (L) or right (R).				
84 x 36 x 29½	2100 x 900 x 752	N_K_N-RS3684PB5	2,434	2,821
78 x 36 x 29½	1950 x 900 x 752	N_K_N-RS3678PB5	2,155	2,513
72 x 36 x 29½	1800 x 900 x 752	N_K_N-RS3672PB5	2,107	2,441
66 x 36 x 29½	1650 x 900 x 752	N_K_N-RS3666PB5	2,078	2,386
60 x 36 x 29½	1500 x 900 x 752	N_K_N-RS3660PB5	2,030	2,317
Knife edge (K). Specify the surface type (5, 6). Specify left (L) or right (R).				

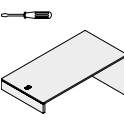
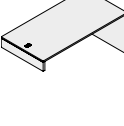

W x D x H (in)	W x D x H (mm)	Code	All Laminate (\$)	HPL Surfaces (\$)
<b>Rectangular surfaces with meeting space, short back, 1 short and 1 slim metal leg, meeting space – 30" D</b>				
6" (150 mm) recessed short back. Meeting space. 1 grommet. 1 slim metal leg. Must use 1 storage module 21" H (561 mm) as support. Can accommodate 1 modular modesty panel.				
84 x 30 x 29½	2100 x 750 x 752	N_N_N-RS3084PB5	1,875	2,208
78 x 30 x 29½	1950 x 750 x 752	N_N_N-RS3078PB5	1,704	2,025
72 x 30 x 29½	1800 x 750 x 752	N_N_N-RS3072PB5	1,682	1,978
66 x 30 x 29½	1650 x 750 x 752	N_N_N-RS3066PB5	1,659	1,924
60 x 30 x 29½	1500 x 750 x 752	N_N_N-RS3060PB5	1,637	1,875
Specify the surface type (1, 2). Specify left (L) or right (R).				
84 x 30 x 29½	2100 x 750 x 752	N_N_N-RS3084PB5	2,007	2,301
78 x 30 x 29½	1950 x 750 x 752	N_N_N-RS3078PB5	1,819	2,107
72 x 30 x 29½	1800 x 750 x 752	N_N_N-RS3072PB5	1,783	2,053
66 x 30 x 29½	1650 x 750 x 752	N_N_N-RS3066PB5	1,744	2,001
60 x 30 x 29½	1500 x 750 x 752	N_N_N-RS3060PB5	1,704	1,944
Specify the surface type (5, 6). Specify left (L) or right (R).				
84 x 30 x 29½	2100 x 750 x 752	N_K_N-RS3084PB5	2,386	2,680
78 x 30 x 29½	1950 x 750 x 752	N_K_N-RS3078PB5	2,100	2,379
72 x 30 x 29½	1800 x 750 x 752	N_K_N-RS3072PB5	2,062	2,325
66 x 30 x 29½	1650 x 750 x 752	N_K_N-RS3066PB5	2,014	2,271
60 x 30 x 29½	1500 x 750 x 752	N_K_N-RS3060PB5	1,978	2,208
Knife edge (K). Specify the surface type (5, 6). Specify left (L) or right (R).				

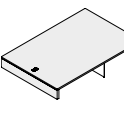
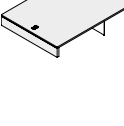

	W x D x H (in)	W x D x H (mm)	Code	All Laminate (\$)	HPL Surfaces (\$)
<b>Rectangular surfaces, short back, 1 short and 1 slim metal leg, meeting space – 24" D</b>	<i>3" (75 mm) recessed short back. Meeting space. 1 grommet. 1 slim metal leg. Must use 1 storage module 21" H (561 mm) as support. Can accommodate 1 modular modesty panel.</i>				
	78 x 24 x 29½	1950 x 600 x 752	N_N_N-RS2478PB5	1,659	1,907
	72 x 24 x 29½	1800 x 600 x 752	N_N_N-RS2472PB5	1,637	1,867
	66 x 24 x 29½	1650 x 600 x 752	N_N_N-RS2466PB5	1,612	1,819
	60 x 24 x 29½	1500 x 600 x 752	N_N_N-RS2460PB5	1,590	1,783
<b>Specify the surface type (1, 2). Specify left (L) or right (R).</b>					
	78 x 24 x 29½	1950 x 600 x 752	N_N_N-RS2478PB5	1,717	1,968
	72 x 24 x 29½	1800 x 600 x 752	N_N_N-RS2472PB5	1,698	1,924
	66 x 24 x 29½	1650 x 600 x 752	N_N_N-RS2466PB5	1,671	1,884
	60 x 24 x 29½	1500 x 600 x 752	N_N_N-RS2460PB5	1,650	1,837
	<b>Specify the surface type (5, 6). Specify left (L) or right (R).</b>				
	78 x 24 x 29½	1950 x 600 x 752	N_K_N-RS2478PB5	1,991	2,239
	72 x 24 x 29½	1800 x 600 x 752	N_K_N-RS2472PB5	1,968	2,193
	66 x 24 x 29½	1650 x 600 x 752	N_K_N-RS2466PB5	1,944	2,155
	60 x 24 x 29½	1500 x 600 x 752	N_K_N-RS2460PB5	1,912	2,107
	<b>Knife edge (K). Specify the surface type (5, 6). Specify left (L) or right (R).</b>				

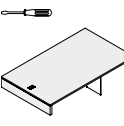
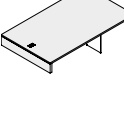

**COLLABORATIVE SURFACES**

	W x D x H (in)	W x D x H (mm)	Code	All Laminate (\$)	HPL Surfaces (\$)	
<b>Collaborative surfaces, short backs, 1 long and 1 short leg – 48" D</b>	<i>Double short backs centered on the surface. 1 grommet. Must use 1 storage module 21" H (561 mm) as support.</i>					
	84 x 48 x 29½	2100 x 1200 x 752	N_NNN-CS4884B5	1,508	1,921	
	78 x 48 x 29½	1950 x 1200 x 752	N_NNN-CS4878B5	1,433	1,818	
	72 x 48 x 29½	1800 x 1200 x 752	N_NNN-CS4872B5	1,357	1,723	
	66 x 48 x 29½	1650 x 1200 x 752	N_NNN-CS4866B5	1,280	1,618	
	60 x 48 x 29½	1500 x 1200 x 752	N_NNN-CS4860B5	1,211	1,515	
	<b>Specify the surface type (1, 2).</b>					
	84 x 48 x 29½	2100 x 1200 x 752	N_NNN-CS4884B5	1,688	2,113	
	78 x 48 x 29½	1950 x 1200 x 752	N_NNN-CS4878B5	1,605	1,904	
	72 x 48 x 29½	1800 x 1200 x 752	N_NNN-CS4872B5	1,515	1,886	
	66 x 48 x 29½	1650 x 1200 x 752	N_NNN-CS4866B5	1,433	1,770	
	60 x 48 x 29½	1500 x 1200 x 752	N_NNN-CS4860B5	1,342	1,651	
	<b>Specify the surface type (5, 6).</b>					
	84 x 48 x 29½	2100 x 1200 x 752	N_KNN-CS4884B5	2,190	2,637	
	78 x 48 x 29½	1950 x 1200 x 752	N_KNN-CS4878B5	2,079	2,493	
	72 x 48 x 29½	1800 x 1200 x 752	N_KNN-CS4872B5	1,962	2,347	
	66 x 48 x 29½	1650 x 1200 x 752	N_KNN-CS4866B5	1,852	2,204	
	60 x 48 x 29½	1500 x 1200 x 752	N_NNN-CS4860B5	1,742	2,060	
	<b>Knife edge (K). Specify the surface type (5, 6).</b>					

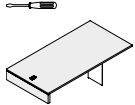
	W x D x H (in)	W x D x H (mm)	Code	All Laminate (\$)	HPL Surfaces (\$)	
<b>Collaborative surfaces, short backs, 1 long and 1 short leg – 42" D</b>	<i>Double short backs centered on the surface. 1 grommet. Must use 1 storage module 21" H (561 mm) as support.</i>					
	84 x 42 x 29½	2100 x 1050 x 752	N_NNN-CS4284B5	1,348	1,714	
	78 x 42 x 29½	1950 x 1050 x 752	N_NNN-CS4278B5	1,302	1,640	
	72 x 42 x 29½	1800 x 1050 x 752	N_NNN-CS4272B5	1,246	1,570	
	66 x 42 x 29½	1650 x 1050 x 752	N_NNN-CS4266B5	1,199	1,495	
	60 x 42 x 29½	1500 x 1050 x 752	N_NNN-CS4260B5	1,150	1,418	
	<b>Specify the surface type (1, 2).</b>					
	84 x 42 x 29½	2100 x 1050 x 752	N_NNN-CS4284B5	1,515	1,886	
	78 x 42 x 29½	1950 x 1050 x 752	N_NNN-CS4278B5	1,453	1,797	
	72 x 42 x 29½	1800 x 1050 x 752	N_NNN-CS4272B5	1,391	1,714	
	66 x 42 x 29½	1650 x 1050 x 752	N_NNN-CS4266B5	1,329	1,624	
	60 x 42 x 29½	1500 x 1050 x 752	N_NNN-CS4260B5	1,268	1,542	
	<b>Specify the surface type (5, 6).</b>					
	84 x 42 x 29½	2100 x 1050 x 752	N_KNN-CS4284B5	2,031	2,438	
	78 x 42 x 29½	1950 x 1050 x 752	N_KNN-CS4278B5	1,948	2,329	
	72 x 42 x 29½	1800 x 1050 x 752	N_KNN-CS4272B5	1,867	2,216	
	66 x 42 x 29½	1650 x 1050 x 752	N_KNN-CS4266B5	1,783	2,107	
	60 x 42 x 29½	1500 x 1050 x 752	N_KNN-CS4260B5	1,700	1,998	
	<b>Knife edge (K). Specify the surface type (5, 6).</b>					

	W x D x H (in)	W x D x H (mm)	Code	All Laminate (\$)	HPL Surfaces (\$)	
<b>Collaborative surfaces, short backs, 1 long and 1 short leg – 36" D</b>	<i>Double short backs centered on the surface. 1 grommet. Must use 1 storage module 21" H (561 mm) as support.</i>					
	84 x 36 x 29½	2100 x 900 x 752	N_NNN-CS3684B5	1,191	1,508	
	78 x 36 x 29½	1950 x 900 x 752	N_NNN-CS3678B5	1,172	1,467	
	72 x 36 x 29½	1800 x 900 x 752	N_NNN-CS3672B5	1,143	1,418	
	66 x 36 x 29½	1650 x 900 x 752	N_NNN-CS3666B5	1,115	1,371	
	60 x 36 x 29½	1500 x 900 x 752	N_NNN-CS3660B5	1,088	1,322	
	<b>Specify the surface type (1, 2).</b>					
	84 x 36 x 29½	2100 x 900 x 752	N_NNN-CS3684B5	1,337	1,660	
	78 x 36 x 29½	1950 x 900 x 752	N_NNN-CS3678B5	1,302	1,605	
	72 x 36 x 29½	1800 x 900 x 752	N_NNN-CS3672B5	1,268	1,542	
	66 x 36 x 29½	1650 x 900 x 752	N_NNN-CS3666B5	1,226	1,487	
	60 x 36 x 29½	1500 x 900 x 752	N_NNN-CS3660B5	1,191	1,433	
	<b>Specify the surface type (5, 6).</b>					
	84 x 36 x 29½	2100 x 900 x 752	N_KNN-CS3684B5	1,874	2,238	
	78 x 36 x 29½	1950 x 900 x 752	N_KNN-CS3678B5	1,818	2,155	
	72 x 36 x 29½	1800 x 900 x 752	N_KNN-CS3672B5	1,770	2,079	
	66 x 36 x 29½	1650 x 900 x 752	N_KNN-CS3666B5	1,723	2,004	
	60 x 36 x 29½	1500 x 900 x 752	N_KNN-CS3660B5	1,666	1,928	
	<b>Knife edge (K). Specify the surface type (5, 6).</b>					

	W x D x H (in)	W x D x H (mm)	Code	All Laminate (\$)	HPL Surfaces (\$)	
<b>Collaborative surfaces, short backs, 1 short and 1 slim metal leg, meeting space – 48" D</b>	<i>Double short backs centered on the surface. Meeting space. 1 grommet. 1 slim metal leg. Must use 1 storage module 21" H (561 mm) as support.</i>					
	84 x 48 x 29½	2100 x 1200 x 752	N_NNN-CS4884PB5	2,216	2,693	
	78 x 48 x 29½	1950 x 1200 x 752	N_NNN-CS4878PB5	2,155	2,602	
	72 x 48 x 29½	1800 x 1200 x 752	N_NNN-CS4872PB5	2,085	2,507	
	66 x 48 x 29½	1650 x 1200 x 752	N_NNN-CS4866PB5	2,026	2,417	
	60 x 48 x 29½	1500 x 1200 x 752	N_NNN-CS4860PB5	1,957	2,320	
	<b>Specify the surface type (1, 2).</b>					
	84 x 48 x 29½	2100 x 1200 x 752	N_NNN-CS4884PB5	2,397	2,879	
	78 x 48 x 29½	1950 x 1200 x 752	N_NNN-CS4878PB5	2,312	2,774	
	72 x 48 x 29½	1800 x 1200 x 752	N_NNN-CS4872PB5	2,238	2,666	
	66 x 48 x 29½	1650 x 1200 x 752	N_NNN-CS4866PB5	2,161	2,563	
	60 x 48 x 29½	1500 x 1200 x 752	N_NNN-CS4860PB5	2,085	2,459	
	<b>Specify the surface type (5, 6).</b>					
	84 x 48 x 29½	2100 x 1200 x 752	N_KNN-CS4884PB5	2,719	3,221	
	78 x 48 x 29½	1950 x 1200 x 752	N_KNN-CS4878PB5	2,630	3,106	
	72 x 48 x 29½	1800 x 1200 x 752	N_KNN-CS4872PB5	2,548	2,987	
	66 x 48 x 29½	1650 x 1200 x 752	N_KNN-CS4866PB5	2,459	2,872	
	60 x 48 x 29½	1500 x 1200 x 752	N_KNN-CS4860PB5	2,369	2,748	
	<b>Knife edge (K). Specify the surface type (5, 6).</b>					

	W x D x H (in)	W x D x H (mm)	Code	All Laminate (\$)	HPL Surfaces (\$)	
<b>Collaborative surfaces, short backs, 1 short and 1 slim metal leg, meeting space – 42" D</b>	<i>Double short backs centered on the surface. Meeting space. 1 grommet. 1 slim metal leg. Must use 1 storage module 21" H (561 mm) as support.</i>					
	84 x 42 x 29½	2100 x 1050 x 752	N_NNN-CS4284PB5	2,095	2,520	
	78 x 42 x 29½	1950 x 1050 x 752	N_NNN-CS4278PB5	2,052	2,450	
	72 x 42 x 29½	1800 x 1050 x 752	N_NNN-CS4272PB5	2,004	2,382	
	66 x 42 x 29½	1650 x 1050 x 752	N_NNN-CS4266PB5	1,957	2,312	
	60 x 42 x 29½	1500 x 1050 x 752	N_NNN-CS4260PB5	1,913	2,245	
	<b>Specify the surface type (1, 2).</b>					
	84 x 42 x 29½	2100 x 1050 x 752	N_NNN-CS4284PB5	2,251	2,685	
	78 x 42 x 29½	1950 x 1050 x 752	N_NNN-CS4278PB5	2,190	2,602	
	72 x 42 x 29½	1800 x 1050 x 752	N_NNN-CS4272PB5	2,135	2,520	
	66 x 42 x 29½	1650 x 1050 x 752	N_NNN-CS4266PB5	2,079	2,444	
	60 x 42 x 29½	1500 x 1050 x 752	N_NNN-CS4260PB5	2,026	2,362	
	<b>Specify the surface type (5, 6).</b>					
	84 x 42 x 29½	2100 x 1050 x 752	N_KNN-CS4284PB5	2,554	3,003	
	78 x 42 x 29½	1950 x 1050 x 752	N_KNN-CS4278PB5	2,493	2,912	
	72 x 42 x 29½	1800 x 1050 x 752	N_KNN-CS4272PB5	2,432	2,823	
	66 x 42 x 29½	1650 x 1050 x 752	N_KNN-CS4266PB5	2,362	2,735	
	60 x 42 x 29½	1500 x 1050 x 752	N_KNN-CS4260PB5	2,299	2,645	
	<b>Knife edge (K). Specify the surface type (5, 6).</b>					

**Collaborative surfaces, short backs, 1 short and 1 slim metal leg, meeting space – 36" D**

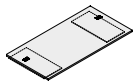


W x D x H (in)	W x D x H (mm)	Code	All Laminate (\$)	HPL Surfaces (\$)
<i>Double short backs centered on the surface. Meeting space. 1 grommet. 1 slim metal leg. Must use 1 storage module 21" H (561 mm) as support.</i>				
84 x 36 x 29½	2100 x 900 x 752	N_NNN-CS3684PB5	1,969	2,342
78 x 36 x 29½	1950 x 900 x 752	N_NNN-CS3678PB5	1,942	2,299
72 x 36 x 29½	1800 x 900 x 752	N_NNN-CS3672PB5	1,921	2,251
66 x 36 x 29½	1650 x 900 x 752	N_NNN-CS3666PB5	1,893	2,210
60 x 36 x 29½	1500 x 900 x 752	N_NNN-CS3660PB5	1,867	2,161
<b>Specify the surface type (1, 2).</b>				
84 x 36 x 29½	2100 x 900 x 752	N_NNN-CS3684PB5	2,101	2,486
78 x 36 x 29½	1950 x 900 x 752	N_NNN-CS3678PB5	2,065	2,432
72 x 36 x 29½	1800 x 900 x 752	N_NNN-CS3672PB5	2,031	2,375
66 x 36 x 29½	1650 x 900 x 752	N_NNN-CS3666PB5	1,998	2,320
60 x 36 x 29½	1500 x 900 x 752	N_NNN-CS3660PB5	1,962	2,265
<b>Specify the surface type (5, 6).</b>				
84 x 36 x 29½	2100 x 900 x 752	N_KNN-CS3684PB5	2,432	2,844
78 x 36 x 29½	1950 x 900 x 752	N_KNN-CS3678PB5	2,389	2,783
72 x 36 x 29½	1800 x 900 x 752	N_KNN-CS3672PB5	2,354	2,719
66 x 36 x 29½	1650 x 900 x 752	N_KNN-CS3666PB5	2,312	2,658
60 x 36 x 29½	1500 x 900 x 752	N_KNN-CS3660PB5	2,273	2,597

**Knife edge (K). Specify the surface type (5, 6).**

**WORK SURFACES WITH STRUT(S)**

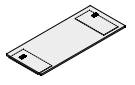
**Rectangular surfaces, 2 struts – 36" D**



W x D x H (in)	W x D x H (mm)	Code	All Laminate (\$)	HPL Surfaces (\$)
<i>Surface with struts. 2 grommets. Must use storage modules 27" H (690 mm) as support. Can accommodate 1 modular modesty panel.</i>				
84 x 36 x 2½	2100 x 900 x 63,5	N_NNN-RS3684D6	840	1,130
78 x 36 x 2½	1950 x 900 x 63,5	N_NNN-RS3678D6	813	1,088
72 x 36 x 2½	1800 x 900 x 63,5	N_NNN-RS3672D6	792	1,039
66 x 36 x 2½	1650 x 900 x 63,5	N_NNN-RS3666D6	772	1,000
60 x 36 x 2½	1500 x 900 x 63,5	N_NNN-RS3660D6	743	957
<b>Specify the surface type (1, 2).</b>				
84 x 36 x 2½	2100 x 900 x 63,5	N_NNN-RS3684D6	983	1,280
78 x 36 x 2½	1950 x 900 x 63,5	N_NNN-RS3678D6	957	1,226
72 x 36 x 2½	1800 x 900 x 63,5	N_NNN-RS3672D6	923	1,172
66 x 36 x 2½	1650 x 900 x 63,5	N_NNN-RS3666D6	888	1,123
60 x 36 x 2½	1500 x 900 x 63,5	N_NNN-RS3660D6	854	1,068
<b>Specify the surface type (5, 6).</b>				
84 x 36 x 2½	2100 x 900 x 63,5	N_KNN-RS3684D6	1,156	1,453
78 x 36 x 2½	1950 x 900 x 63,5	N_KNN-RS3678D6	1,123	1,397
72 x 36 x 2½	1800 x 900 x 63,5	N_KNN-RS3672D6	1,096	1,348
66 x 36 x 2½	1650 x 900 x 63,5	N_KNN-RS3666D6	1,060	1,294
60 x 36 x 2½	1500 x 900 x 63,5	N_KNN-RS3660D6	1,026	1,246

**Knife edge (K). Specify the surface type (5, 6).**

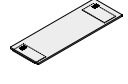
**Rectangular surfaces, 2 struts – 30" D**



W x D x H (in)	W x D x H (mm)	Code	All Laminate (\$)	HPL Surfaces (\$)
<i>Surface with struts. 2 grommets. Must use storage modules 27" H (690 mm) as support. Can accommodate 1 modular modesty panel.</i>				
84 x 30 x 2½	2100 x 750 x 63,5	N_NNN-RS3084D6	792	1,060
78 x 30 x 2½	1950 x 750 x 63,5	N_NNN-RS3078D6	772	1,019
72 x 30 x 2½	1800 x 750 x 63,5	N_NNN-RS3072D6	743	977
66 x 30 x 2½	1650 x 750 x 63,5	N_NNN-RS3066D6	724	935
60 x 30 x 2½	1500 x 750 x 63,5	N_NNN-RS3060D6	702	897
<b>Specify the surface type (1, 2).</b>				
84 x 30 x 2½	2100 x 750 x 63,5	N_NNN-RS3084D6	923	1,172
78 x 30 x 2½	1950 x 750 x 63,5	N_NNN-RS3078D6	888	1,123
72 x 30 x 2½	1800 x 750 x 63,5	N_NNN-RS3072D6	854	1,068
66 x 30 x 2½	1650 x 750 x 63,5	N_NNN-RS3066D6	827	1,019
60 x 30 x 2½	1500 x 750 x 63,5	N_NNN-RS3060D6	792	971
<b>Specify the surface type (5, 6).</b>				
84 x 30 x 2½	2100 x 750 x 63,5	N_KNN-RS3084D6	1,074	1,322
78 x 30 x 2½	1950 x 750 x 63,5	N_KNN-RS3078D6	1,047	1,280
72 x 30 x 2½	1800 x 750 x 63,5	N_KNN-RS3072D6	1,019	1,233
66 x 30 x 2½	1650 x 750 x 63,5	N_KNN-RS3066D6	983	1,184
60 x 30 x 2½	1500 x 750 x 63,5	N_KNN-RS3060D6	957	1,135

**Knife edge (K). Specify the surface type (5, 6).**

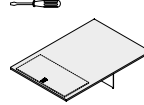
**Rectangular surfaces, 2 struts – 24" D**



W x D x H (in)	W x D x H (mm)	Code	All Laminate (\$)	HPL Surfaces (\$)
<i>Surface with struts. 2 grommets. Must use storage modules 27" H (690 mm) as support. Can accommodate 1 modular modesty panel.</i>				
72 x 24 x 2½	1800 x 600 x 63,5	N_NNN-RS2472D6	702	916
66 x 24 x 2½	1650 x 600 x 63,5	N_NNN-RS2466D6	683	875
60 x 24 x 2½	1500 x 600 x 63,5	N_NNN-RS2460D6	661	840
54 x 24 x 2½	1350 x 600 x 63,5	N_NNN-RS2454D6	640	799
48 x 24 x 2½	1200 x 600 x 63,5	N_NNN-RS2448D6	620	765
<b>Specify the surface type (1, 2).</b>				
72 x 24 x 2½	1800 x 600 x 63,5	N_NNN-RS2472D6	792	971
66 x 24 x 2½	1650 x 600 x 63,5	N_NNN-RS2466D6	765	923
60 x 24 x 2½	1500 x 600 x 63,5	N_NNN-RS2460D6	737	881
54 x 24 x 2½	1350 x 600 x 63,5	N_NNN-RS2454D6	709	832
48 x 24 x 2½	1200 x 600 x 63,5	N_NNN-RS2448D6	675	792
<b>Specify the surface type (5, 6).</b>				
72 x 24 x 2½	1800 x 600 x 63,5	N_KNN-RS2472D6	944	1,123
66 x 24 x 2½	1650 x 600 x 63,5	N_KNN-RS2466D6	916	1,081
60 x 24 x 2½	1500 x 600 x 63,5	N_KNN-RS2460D6	888	1,039
54 x 24 x 2½	1350 x 600 x 63,5	N_KNN-RS2454D6	862	993
48 x 24 x 2½	1200 x 600 x 63,5	N_KNN-RS2448D6	832	951

**Knife edge (K). Specify the surface type (5, 6).**

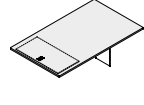
**Rectangular surfaces, 1 strut, 1 slim metal leg – 48" D**



W x D x H (in)	W x D x H (mm)	Code	All Laminate (\$)	HPL Surfaces (\$)
<i>Surface with strut. Meeting space. 1 grommet. 1 slim metal leg. Must use storage module 27" H (690 mm) as support. Can accommodate 1 modular modesty panel.</i>				
84 x 48 x 29½	2100 x 1200 x 752	N_NNN-RS4884PD6	2,128	2,554
78 x 48 x 29½	1950 x 1200 x 752	N_NNN-RS4878PD6	2,101	2,507
72 x 48 x 29½	1800 x 1200 x 752	N_NNN-RS4872PD6	2,073	2,450
66 x 48 x 29½	1650 x 1200 x 752	N_NNN-RS4866PD6	2,047	2,402
60 x 48 x 29½	1500 x 1200 x 752	N_NNN-RS4860PD6	2,016	2,347
<b>Specify the surface type (1, 2).</b>				
84 x 48 x 29½	2100 x 1200 x 752	N_NNN-RS4884PD6	2,334	2,761
78 x 48 x 29½	1950 x 1200 x 752	N_NNN-RS4878PD6	2,294	2,700
72 x 48 x 29½	1800 x 1200 x 752	N_NNN-RS4872PD6	2,251	2,630
66 x 48 x 29½	1650 x 1200 x 752	N_NNN-RS4866PD6	2,210	2,568
60 x 48 x 29½	1500 x 1200 x 752	N_NNN-RS4860PD6	2,169	2,498
<b>Specify the surface type (5, 6).</b>				
84 x 48 x 29½	2100 x 1200 x 752	N_KNN-RS4884PD6	2,369	2,796
78 x 48 x 29½	1950 x 1200 x 752	N_KNN-RS4878PD6	2,334	2,741
72 x 48 x 29½	1800 x 1200 x 752	N_KNN-RS4872PD6	2,299	2,678
66 x 48 x 29½	1650 x 1200 x 752	N_KNN-RS4866PD6	2,259	2,622
60 x 48 x 29½	1500 x 1200 x 752	N_KNN-RS4860PD6	2,225	2,563

**Knife edge (K). Specify the surface type (5, 6).**

**Rectangular surfaces, 1 strut, 1 slim metal leg – 42" D**



W x D x H (in)	W x D x H (mm)	Code	All Laminate (\$)	HPL Surfaces (\$)
<i>Surface with strut. Meeting space. 1 grommet. 1 slim metal leg. Must use storage module 27" H (690 mm) as support. Can accommodate 1 modular modesty panel.</i>				
84 x 42 x 29½	2100 x 1050 x 752	N_NNN-RS4284PD6	2,010	2,382
78 x 42 x 29½	1950 x 1050 x 752	N_NNN-RS4278PD6	1,982	2,334
72 x 42 x 29½	1800 x 1050 x 752	N_NNN-RS4272PD6	1,957	2,285
66 x 42 x 29½	1650 x 1050 x 752	N_NNN-RS4266PD6	1,928	2,238
60 x 42 x 29½	1500 x 1050 x 752	N_NNN-RS4260PD6	1,901	2,190
<b>Specify the surface type (1, 2).</b>				
84 x 42 x 29½	2100 x 1050 x 752	N_NNN-RS4284PD6	2,190	2,568
78 x 42 x 29½	1950 x 1050 x 752	N_NNN-RS4278PD6	2,149	2,507
72 x 42 x 29½	1800 x 1050 x 752	N_NNN-RS4272PD6	2,113	2,444
66 x 42 x 29½	1650 x 1050 x 752	N_NNN-RS4266PD6	2,073	2,382
60 x 42 x 29½	1500 x 1050 x 752	N_NNN-RS4260PD6	2,037	2,320
<b>Specify the surface type (5, 6).</b>				
84 x 42 x 29½	2100 x 1050 x 752	N_KNN-RS4284PD6	2,294	2,671
78 x 42 x 29½	1950 x 1050 x 752	N_KNN-RS4278PD6	2,259	2,616
72 x 42 x 29½	1800 x 1050 x 752	N_KNN-RS4272PD6	2,225	2,563
66 x 42 x 29½	1650 x 1050 x 752	N_KNN-RS4266PD6	2,190	2,507
60 x 42 x 29½	1500 x 1050 x 752	N_KNN-RS4260PD6	2,155	2,444

**Knife edge (K). Specify the surface type (5, 6).**



W x D x H (in)	W x D x H (mm)	Code	All Laminate (\$)	HPL Surfaces (\$)
<b>Rectangular surfaces, 1 strut, 1 slim metal leg – 36" D</b>				
<i>Surface with strut. Meeting space. 1 grommet. 1 slim metal leg. Must use storage module 27" H (690 mm) as support. Can accommodate 1 modular modesty panel.</i>				
84 x 36 x 29½	2100 x 900 x 752	N_NNN-RS3684PD6	1,886	2,210
78 x 36 x 29½	1950 x 900 x 752	N_NNN-RS3678PD6	1,818	2,169
72 x 36 x 29½	1800 x 900 x 752	N_NNN-RS3672PD6	1,756	2,120
66 x 36 x 29½	1650 x 900 x 752	N_NNN-RS3666PD6	1,700	2,073
60 x 36 x 29½	1500 x 900 x 752	N_NNN-RS3660PD6	1,640	2,031
<b>Specify the surface type (1, 2).</b>				
84 x 36 x 29½	2100 x 900 x 752	N_NNN-RS3684PD6	2,037	2,369
78 x 36 x 29½	1950 x 900 x 752	N_NNN-RS3678PD6	1,962	2,312
72 x 36 x 29½	1800 x 900 x 752	N_NNN-RS3672PD6	1,886	2,259
66 x 36 x 29½	1650 x 900 x 752	N_NNN-RS3666PD6	1,818	2,204
60 x 36 x 29½	1500 x 900 x 752	N_NNN-RS3660PD6	1,742	2,149
<b>Specify the surface type (5, 6).</b>				
84 x 36 x 29½	2100 x 900 x 752	N_KNN-RS3684PD6	2,216	2,548
78 x 36 x 29½	1950 x 900 x 752	N_KNN-RS3678PD6	2,135	2,493
72 x 36 x 29½	1800 x 900 x 752	N_KNN-RS3672PD6	2,060	2,438
66 x 36 x 29½	1650 x 900 x 752	N_KNN-RS3666PD6	1,982	2,389
60 x 36 x 29½	1500 x 900 x 752	N_KNN-RS3660PD6	1,913	2,334
<b>Knife edge (K). Specify the surface type (5, 6).</b>				

W x D x H (in)	W x D x H (mm)	Code	All Laminate (\$)	HPL Surfaces (\$)
<b>Rectangular surfaces, 1 strut, 1 slim metal leg – 30" D</b>				
<i>Surface with strut. Meeting space. 1 grommet. 1 slim metal leg. Must use storage module 27" H (690 mm) as support. Can accommodate 1 modular modesty panel.</i>				
84 x 30 x 29½	2100 x 750 x 752	N_NNN-RS3084PD6	1,874	2,161
78 x 30 x 29½	1950 x 750 x 752	N_NNN-RS3078PD6	1,804	2,113
72 x 30 x 29½	1800 x 750 x 752	N_NNN-RS3072PD6	1,742	2,073
66 x 30 x 29½	1650 x 750 x 752	N_NNN-RS3066PD6	1,688	2,026
60 x 30 x 29½	1500 x 750 x 752	N_NNN-RS3060PD6	1,633	1,982
<b>Specify the surface type (1, 2).</b>				
84 x 30 x 29½	2100 x 750 x 752	N_NNN-RS3084PD6	2,009	2,299
78 x 30 x 29½	1950 x 750 x 752	N_NNN-RS3078PD6	1,928	2,245
72 x 30 x 29½	1800 x 750 x 752	N_NNN-RS3072PD6	1,860	2,190
66 x 30 x 29½	1650 x 750 x 752	N_NNN-RS3066PD6	1,783	2,135
60 x 30 x 29½	1500 x 750 x 752	N_NNN-RS3060PD6	1,714	2,079
<b>Specify the surface type (5, 6).</b>				
84 x 30 x 29½	2100 x 750 x 752	N_KNN-RS3084PD6	2,196	2,493
78 x 30 x 29½	1950 x 750 x 752	N_KNN-RS3078PD6	2,120	2,438
72 x 30 x 29½	1800 x 750 x 752	N_KNN-RS3072PD6	2,047	2,382
66 x 30 x 29½	1650 x 750 x 752	N_KNN-RS3066PD6	1,969	2,334
60 x 30 x 29½	1500 x 750 x 752	N_KNN-RS3060PD6	1,901	2,280
<b>Knife edge (K). Specify the surface type (5, 6).</b>				

W x D x H (in)	W x D x H (mm)	Code	All Laminate (\$)	HPL Surfaces (\$)
<b>Rectangular surfaces, 1 strut, 1 slim metal leg – 24" D</b>				
<i>Surface with strut. Meeting space. 1 grommet. 1 slim metal leg. Must use storage module 27" H (690 mm) as support. Can accommodate 1 modular modesty panel.</i>				
78 x 24 x 29½	1950 x 600 x 752	N_NNN-RS2478PD6	1,651	2,065
72 x 24 x 29½	1800 x 600 x 752	N_NNN-RS2472PD6	1,624	2,026
66 x 24 x 29½	1650 x 600 x 752	N_NNN-RS2466PD6	1,605	1,977
60 x 24 x 29½	1500 x 600 x 752	N_NNN-RS2460PD6	1,585	1,935
<b>Specify the surface type (1, 2).</b>				
78 x 24 x 29½	1950 x 600 x 752	N_NNN-RS2478PD6	1,748	2,176
72 x 24 x 29½	1800 x 600 x 752	N_NNN-RS2472PD6	1,714	2,120
66 x 24 x 29½	1650 x 600 x 752	N_NNN-RS2466PD6	1,688	2,073
60 x 24 x 29½	1500 x 600 x 752	N_NNN-RS2460PD6	1,660	2,016
<b>Specify the surface type (5, 6).</b>				
78 x 24 x 29½	1950 x 600 x 752	N_KNN-RS2478PD6	1,935	2,375
72 x 24 x 29½	1800 x 600 x 752	N_KNN-RS2472PD6	1,908	2,329
66 x 24 x 29½	1650 x 600 x 752	N_KNN-RS2466PD6	1,879	2,273
60 x 24 x 29½	1500 x 600 x 752	N_KNN-RS2460PD6	1,844	2,225
<b>Knife edge (K). Specify the surface type (5, 6).</b>				

**RETURN-SURFACES**

W x D x H (in)	W x D x H (mm)	Code	All Laminate (\$)	HPL Surfaces (\$)
<b>Rectangular return-surfaces, 1 slim metal leg – 36" D</b>				
<i>Must be secured to another surface. Meeting space. Can accommodate 1 modular modesty panel.</i>				
72 x 36 x 29½	1800 x 900 x 752	N_NNN-RS3672P	1,624	1,901
66 x 36 x 29½	1650 x 900 x 752	N_NNN-RS3666P	1,605	1,867
60 x 36 x 29½	1500 x 900 x 752	N_NNN-RS3660P	1,585	1,826
<b>Specify the surface type (1, 2).</b>				
72 x 36 x 29½	1800 x 900 x 752	N_NNN-RS3672P	1,756	2,037
66 x 36 x 29½	1650 x 900 x 752	N_NNN-RS3666P	1,729	1,990
60 x 36 x 29½	1500 x 900 x 752	N_NNN-RS3660P	1,700	1,942
<b>Specify the surface type (5, 6).</b>				
72 x 36 x 29½	1800 x 900 x 752	N_KNN-RS3672P	1,962	2,251
66 x 36 x 29½	1650 x 900 x 752	N_KNN-RS3666P	1,928	2,196
60 x 36 x 29½	1500 x 900 x 752	N_KNN-RS3660P	1,893	2,141
<b>Knife edge (K). Specify the surface type (5, 6).</b>				

W x D x H (in)	W x D x H (mm)	Code	All Laminate (\$)	HPL Surfaces (\$)
<b>Rectangular return-surfaces, 1 slim metal leg – 30" D</b>				
<i>Must be secured to another surface. Meeting space. Can accommodate 1 modular modesty panel.</i>				
72 x 30 x 29½	1800 x 750 x 752	N_NNN-RS3072P	1,592	1,832
66 x 30 x 29½	1650 x 750 x 752	N_NNN-RS3066P	1,570	1,791
60 x 30 x 29½	1500 x 750 x 752	N_NNN-RS3060P	1,549	1,756
<b>Specify the surface type (1, 2).</b>				
72 x 30 x 29½	1800 x 750 x 752	N_NNN-RS3072P	1,694	1,942
66 x 30 x 29½	1650 x 750 x 752	N_NNN-RS3066P	1,672	1,893
60 x 30 x 29½	1500 x 750 x 752	N_NNN-RS3060P	1,645	1,852
<b>Specify the surface type (5, 6).</b>				
72 x 30 x 29½	1800 x 750 x 752	N_KNN-RS3072P	1,908	2,155
66 x 30 x 29½	1650 x 750 x 752	N_KNN-RS3066P	1,874	2,101
60 x 30 x 29½	1500 x 750 x 752	N_KNN-RS3060P	1,839	2,052
<b>Knife edge (K). Specify the surface type (5, 6).</b>				

W x D x H (in)	W x D x H (mm)	Code	All Laminate (\$)	HPL Surfaces (\$)
<b>Rectangular return-surfaces, 1 slim metal leg – 24" D</b>				
<i>Must be secured to another surface. Meeting space. Can accommodate 1 modular modesty panel.</i>				
72 x 24 x 29½	1800 x 600 x 752	N_NNN-RS2472P	1,549	1,756
66 x 24 x 29½	1650 x 600 x 752	N_NNN-RS2466P	1,536	1,723
60 x 24 x 29½	1500 x 600 x 752	N_NNN-RS2460P	1,515	1,688
<b>Specify the surface type (1, 2).</b>				
72 x 24 x 29½	1800 x 600 x 752	N_NNN-RS2472P	1,633	1,844
66 x 24 x 29½	1650 x 600 x 752	N_NNN-RS2466P	1,611	1,804
60 x 24 x 29½	1500 x 600 x 752	N_NNN-RS2460P	1,597	1,763
<b>Specify the surface type (5, 6).</b>				
72 x 24 x 29½	1800 x 600 x 752	N_KNN-RS2472P	1,844	2,060
66 x 24 x 29½	1650 x 600 x 752	N_KNN-RS2466P	1,818	2,010
60 x 24 x 29½	1500 x 600 x 752	N_KNN-RS2460P	1,783	1,962
<b>Knife edge (K). Specify the surface type (5, 6).</b>				

**RETURNS**

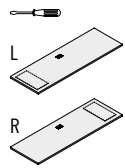
W x D x H (in)	W x D x H (mm)	Code	All Laminate (\$)	HPL Surfaces (\$)
<b>Rectangular returns, short back, 1 long leg – 24" D</b>				
<i>3" (75 mm) recessed short back. 1 grommet. Can accommodate 1 storage module 21" H (561 mm) and must be secured to another surface. Can accommodate 1 modular modesty panel.</i>				
72 x 24 x 29½	1800 x 600 x 752	N_N_N-R2472A5	862	1,084
66 x 24 x 29½	1650 x 600 x 752	N_N_N-R2466A5	837	1,046
60 x 24 x 29½	1500 x 600 x 752	N_N_N-R2460A5	814	1,013
54 x 24 x 29½	1350 x 600 x 752	N_N_N-R2454A5	799	969
48 x 24 x 29½	1200 x 600 x 752	N_N_N-R2448A5	767	930
<b>Specify the surface type (1, 2). Specify left (L) or right (R).</b>				
72 x 24 x 29½	1800 x 600 x 752	N_N_N-R2472A5	923	1,147
66 x 24 x 29½	1650 x 600 x 752	N_N_N-R2466A5	899	1,108
60 x 24 x 29½	1500 x 600 x 752	N_N_N-R2460A5	862	1,054
54 x 24 x 29½	1350 x 600 x 752	N_N_N-R2454A5	837	1,013
48 x 24 x 29½	1200 x 600 x 752	N_N_N-R2448A5	814	960
<b>Specify the surface type (5, 6). Specify left (L) or right (R).</b>				
72 x 24 x 29½	1800 x 600 x 752	N_K_N-R2472A5	1,172	1,396
66 x 24 x 29½	1650 x 600 x 752	N_K_N-R2466A5	1,147	1,357
60 x 24 x 29½	1500 x 600 x 752	N_K_N-R2460A5	1,124	1,318
54 x 24 x 29½	1350 x 600 x 752	N_K_N-R2454A5	1,084	1,266
48 x 24 x 29½	1200 x 600 x 752	N_K_N-R2448A5	1,060	1,225
<b>Knife edge (K). Specify the surface type (5, 6). Specify left (L) or right (R).</b>				

	W x D x H (in)	W x D x H (mm)	Code	All Laminate (\$)	HPL Surfaces (\$)
<b>Rectangular returns, short back, 1 long leg – 24" D</b>	<i>3" (75 mm) recessed short back. 1 grommet. Can accommodate 1 storage module 21" H (561 mm) and must be secured to another surface. Can accommodate 1 modular modesty panel.</i>				
	72 x 20 x 29½	1800 x 500 x 752	N_N_N-R2072A5	837	1,030
	66 x 20 x 29½	1650 x 500 x 752	N_N_N-R2066A5	814	982
	60 x 20 x 29½	1500 x 500 x 752	N_N_N-R2060A5	799	955
	54 x 20 x 29½	1350 x 500 x 752	N_N_N-R2054A5	767	914
	48 x 20 x 29½	1200 x 500 x 752	N_N_N-R2048A5	749	877
<b>Specify the surface type (1, 2). Specify left (L) or right (R).</b>					
<b>Rectangular returns, short back, 1 short leg – 20" D</b>	<i>3" (75 mm) recessed short back. 1 grommet. Must use 1 storage module 21" H (561 mm) as support and be secured to another surface. Can accommodate 1 modular modesty panel.</i>				
	72 x 20 x 29½	1800 x 500 x 752	N_N_N-R2072A5	877	1,071
	66 x 20 x 29½	1650 x 500 x 752	N_N_N-R2066A5	851	1,030
	60 x 20 x 29½	1500 x 500 x 752	N_N_N-R2060A5	829	982
	54 x 20 x 29½	1350 x 500 x 752	N_N_N-R2054A5	807	946
	48 x 20 x 29½	1200 x 500 x 752	N_N_N-R2048A5	774	914
<b>Specify the surface type (5, 6). Specify left (L) or right (R).</b>					
<b>Rectangular returns, short back, 1 short leg – 20" D</b>	<i>3" (75 mm) recessed short back. 1 grommet. Must use 1 storage module 21" H (561 mm) as support and be secured to another surface. Can accommodate 1 modular modesty panel.</i>				
	72 x 20 x 29½	1800 x 500 x 752	N_K_N-R2072A5	1,131	1,326
	66 x 20 x 29½	1650 x 500 x 752	N_K_N-R2066A5	1,108	1,278
	60 x 20 x 29½	1500 x 500 x 752	N_K_N-R2060A5	1,076	1,239
	54 x 20 x 29½	1350 x 500 x 752	N_K_N-R2054A5	1,054	1,208
	48 x 20 x 29½	1200 x 500 x 752	N_K_N-R2048A5	1,038	1,164
<b>Knife edge (K). Specify the surface type (5, 6). Specify left (L) or right (R).</b>					

	W x D x H (in)	W x D x H (mm)	Code	All Laminate (\$)	HPL Surfaces (\$)
<b>Rectangular returns, short back, 1 short leg – 20" D</b>	<i>3" (75 mm) recessed short back. 1 grommet. Must use 1 storage module 21" H (561 mm) as support and be secured to another surface. Can accommodate 1 modular modesty panel.</i>				
	72 x 24 x 7½	1800 x 600 x 191	N_N_N-R2472B5	761	976
	66 x 24 x 7½	1650 x 600 x 191	N_N_N-R2466B5	737	936
	60 x 24 x 7½	1500 x 600 x 191	N_N_N-R2460B5	713	906
	54 x 24 x 7½	1350 x 600 x 191	N_N_N-R2454B5	696	862
	48 x 24 x 7½	1200 x 600 x 191	N_N_N-R2448B5	667	823
<b>Specify the surface type (1, 2). Specify left (L) or right (R).</b>					
<b>Rectangular returns, short back, 1 short leg – 20" D</b>	<i>3" (75 mm) recessed short back. 1 grommet. Must use 1 storage module 21" H (561 mm) as support and be secured to another surface. Can accommodate 1 modular modesty panel.</i>				
	72 x 24 x 7½	1800 x 600 x 191	N_N_N-R2472B5	814	1,030
	66 x 24 x 7½	1650 x 600 x 191	N_N_N-R2466B5	791	982
	60 x 24 x 7½	1500 x 600 x 191	N_N_N-R2460B5	761	936
	54 x 24 x 7½	1350 x 600 x 191	N_N_N-R2454B5	737	899
	48 x 24 x 7½	1200 x 600 x 191	N_N_N-R2448B5	713	851
<b>Specify the surface type (5, 6). Specify left (L) or right (R).</b>					
<b>Rectangular returns, short back, 1 short leg – 20" D</b>	<i>3" (75 mm) recessed short back. 1 grommet. Must use 1 storage module 21" H (561 mm) as support and be secured to another surface. Can accommodate 1 modular modesty panel.</i>				
	72 x 24 x 7½	1800 x 600 x 191	N_K_N-R2472B5	1,060	1,278
	66 x 24 x 7½	1650 x 600 x 191	N_K_N-R2466B5	1,038	1,239
	60 x 24 x 7½	1500 x 600 x 191	N_K_N-R2460B5	1,013	1,194
	54 x 24 x 7½	1350 x 600 x 191	N_K_N-R2454B5	982	1,147
	48 x 24 x 7½	1200 x 600 x 191	N_K_N-R2448B5	960	1,108
<b>Knife edge (K). Specify the surface type (5, 6). Specify left (L) or right (R).</b>					

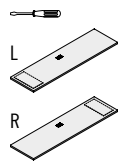
	W x D x H (in)	W x D x H (mm)	Code	All Laminate (\$)	HPL Surfaces (\$)
<b>Rectangular returns, short back, 1 short leg – 20" D</b>	<i>3" (75 mm) recessed short back. 1 grommet. Must use 1 storage module 21" H (561 mm) as support and be secured to another surface. Can accommodate 1 modular modesty panel.</i>				
	72 x 20 x 7½	1800 x 500 x 191	N_N_N-R2072B5	737	930
	66 x 20 x 7½	1650 x 500 x 191	N_N_N-R2066B5	723	899
	60 x 20 x 7½	1500 x 500 x 191	N_N_N-R2060B5	703	862
	54 x 20 x 7½	1350 x 500 x 191	N_N_N-R2054B5	674	823
	48 x 20 x 7½	1200 x 500 x 191	N_N_N-R2048B5	660	791
<b>Specify the surface type (1, 2). Specify left (L) or right (R).</b>					
<b>Rectangular returns, short back, 1 short leg – 20" D</b>	<i>3" (75 mm) recessed short back. 1 grommet. Must use 1 storage module 21" H (561 mm) as support and be secured to another surface. Can accommodate 1 modular modesty panel.</i>				
	72 x 20 x 7½	1800 x 500 x 191	N_N_N-R2072B5	791	969
	66 x 20 x 7½	1650 x 500 x 191	N_N_N-R2066B5	761	930
	60 x 20 x 7½	1500 x 500 x 191	N_N_N-R2060B5	737	899
	54 x 20 x 7½	1350 x 500 x 191	N_N_N-R2054B5	713	851
	48 x 20 x 7½	1200 x 500 x 191	N_N_N-R2048B5	690	814
<b>Specify the surface type (5, 6). Specify left (L) or right (R).</b>					
<b>Rectangular returns, short back, 1 short leg – 20" D</b>	<i>3" (75 mm) recessed short back. 1 grommet. Must use 1 storage module 21" H (561 mm) as support and be secured to another surface. Can accommodate 1 modular modesty panel.</i>				
	72 x 20 x 7½	1800 x 500 x 191	N_K_N-R2072B5	1,038	1,225
	66 x 20 x 7½	1650 x 500 x 191	N_K_N-R2066B5	1,013	1,178
	60 x 20 x 7½	1500 x 500 x 191	N_K_N-R2060B5	982	1,147
	54 x 20 x 7½	1350 x 500 x 191	N_K_N-R2054B5	960	1,108
	48 x 20 x 7½	1200 x 500 x 191	N_K_N-R2048B5	936	1,060
<b>Knife edge (K). Specify the surface type (5, 6). Specify left (L) or right (R).</b>					

**Returns, 1 strut – 24" D**



	W x D x H (in)	W x D x H (mm)	Code	All Laminate (\$)	HPL Surfaces (\$)
<b>Returns, 1 strut – 24" D</b>	<i>Surface with strut. 1 grommet. Must use storage module 27" H (690 mm) as support and be secured to another surface. Can accommodate 1 modular modesty panel.</i>				
	72 x 24 x 2½	1800 x 600 x 63,5	N_N_N-R2472D6	532	689
	66 x 24 x 2½	1650 x 600 x 63,5	N_N_N-R2466D6	515	661
	60 x 24 x 2½	1500 x 600 x 63,5	N_N_N-R2460D6	504	634
	54 x 24 x 2½	1350 x 600 x 63,5	N_N_N-R2454D6	490	606
	48 x 24 x 2½	1200 x 600 x 63,5	N_N_N-R2448D6	474	580
<b>Specify the surface type (1, 2). Specify left (L) or right (R).</b>					
<b>Returns, 1 strut – 24" D</b>	<i>Surface with strut. 1 grommet. Must use storage module 27" H (690 mm) as support and be secured to another surface. Can accommodate 1 modular modesty panel.</i>				
	72 x 24 x 2½	1800 x 600 x 63,5	N_N_N-R2472D6	628	778
	66 x 24 x 2½	1650 x 600 x 63,5	N_N_N-R2466D6	598	743
	60 x 24 x 2½	1500 x 600 x 63,5	N_N_N-R2460D6	580	716
	54 x 24 x 2½	1350 x 600 x 63,5	N_N_N-R2454D6	559	683
	48 x 24 x 2½	1200 x 600 x 63,5	N_N_N-R2448D6	537	646
<b>Specify the surface type (5, 6). Specify left (L) or right (R).</b>					
<b>Returns, 1 strut – 24" D</b>	<i>Surface with strut. 1 grommet. Must use storage module 27" H (690 mm) as support and be secured to another surface. Can accommodate 1 modular modesty panel.</i>				
	72 x 24 x 2½	1800 x 600 x 63,5	N_K_N-R2472D6	820	977
	66 x 24 x 2½	1650 x 600 x 63,5	N_K_N-R2466D6	792	935
	60 x 24 x 2½	1500 x 600 x 63,5	N_K_N-R2460D6	765	897
	54 x 24 x 2½	1350 x 600 x 63,5	N_K_N-R2454D6	737	847
	48 x 24 x 2½	1200 x 600 x 63,5	N_K_N-R2448D6	709	806
<b>Knife edge (K). Specify the surface type (5, 6). Specify left (L) or right (R).</b>					

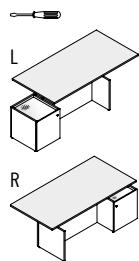
**Returns, 1 strut – 20" D**



	W x D x H (in)	W x D x H (mm)	Code	All Laminate (\$)	HPL Surfaces (\$)
<b>Returns, 1 strut – 20" D</b>	<i>Surface with strut. 1 grommet. Must use storage module 27" H (690 mm) as support and be secured to another surface. Can accommodate 1 modular modesty panel.</i>				
	72 x 20 x 2½	1800 x 500 x 63,5	N_N_N-R2072D6	496	634
	66 x 20 x 2½	1650 x 500 x 63,5	N_N_N-R2066D6	490	606
	60 x 20 x 2½	1500 x 500 x 63,5	N_N_N-R2060D6	474	586
	54 x 20 x 2½	1350 x 500 x 63,5	N_N_N-R2054D6	462	559
	48 x 20 x 2½	1200 x 500 x 63,5	N_N_N-R2048D6	446	532
<b>Specify the surface type (1, 2). Specify left (L) or right (R).</b>					
<b>Returns, 1 strut – 20" D</b>	<i>Surface with strut. 1 grommet. Must use storage module 27" H (690 mm) as support and be secured to another surface. Can accommodate 1 modular modesty panel.</i>				
	72 x 20 x 2½	1800 x 500 x 63,5	N_N_N-R2072D6	586	716
	66 x 20 x 2½	1650 x 500 x 63,5	N_N_N-R2066D6	570	689
	60 x 20 x 2½	1500 x 500 x 63,5	N_N_N-R2060D6	549	654
	54 x 20 x 2½	1350 x 500 x 63,5	N_N_N-R2054D6	532	628
	48 x 20 x 2½	1200 x 500 x 63,5	N_N_N-R2048D6	510	593
<b>Specify the surface type (5, 6). Specify left (L) or right (R).</b>					
<b>Returns, 1 strut – 20" D</b>	<i>Surface with strut. 1 grommet. Must use storage module 27" H (690 mm) as support and be secured to another surface. Can accommodate 1 modular modesty panel.</i>				
	72 x 20 x 2½	1800 x 500 x 63,5	N_K_N-R2072D6	772	902
	66 x 20 x 2½	1650 x 500 x 63,5	N_K_N-R2066D6	749	862
	60 x 20 x 2½	1500 x 500 x 63,5	N_K_N-R2060D6	724	820
	54 x 20 x 2½	1350 x 500 x 63,5	N_K_N-R2054D6	695	778
	48 x 20 x 2½	1200 x 500 x 63,5	N_K_N-R2048D6	668	743
<b>Knife edge (K). Specify the surface type (5, 6). Specify left (L) or right (R).</b>					

**ELECTRIC HEIGHT ADJUSTABLE DESKS AND RETURNS**

**Electric height adjustable desks with 21" H file storage module – 36" D**



	W x D x H (in)	W x D x H (mm)	Code	All Laminate (\$)	HPL Surfaces (\$)
<b>Electric height adjustable desks with 21" H file storage module – 36" D</b>	<i>Laminate base with metal back. Meeting space. Height adjustable from 26" to 44" H (661 to 1118 mm). Open space with felt liner to store small objects. Removable inside panel for wire management. Maximum weight capacity: 100 lbs (45 kg). 10" W (3048 mm) cable with cord. 1 file drawer with soft-close. Lock. To add a grommet/electrical module, refer to Standardized specials on page 15.</i>				
	92 x 36 x 26-43½	2300 x 900 x 661-1105	N_N_N-RT3684FG	5,783	6,196
	86 x 36 x 26-43½	2150 x 900 x 661-1105	N_N_N-RT3678FG	5,749	6,143
	80 x 36 x 26-43½	2000 x 900 x 661-1105	N_N_N-RT3672FG	5,708	6,094
	74 x 36 x 26-43½	1850 x 900 x 661-1105	N_N_N-RT3666FG	5,675	6,040
	<b>Specify the surface type (5, 6). Specify left (L) or right (R). Specify the drawer front finish (B, W, N) Specify metal back color (K, W).</b>				
<b>Electric height adjustable desks with 21" H file storage module – 36" D</b>	<i>Laminate base with metal back. Meeting space. Height adjustable from 26" to 44" H (661 to 1118 mm). Open space with felt liner to store small objects. Removable inside panel for wire management. Maximum weight capacity: 100 lbs (45 kg). 10" W (3048 mm) cable with cord. 1 file drawer with soft-close. Lock. To add a grommet/electrical module, refer to Standardized specials on page 15.</i>				
	92 x 36 x 26-43½	2300 x 900 x 661-1105	N_K_N-RT3684FG	5,963	6,382
	86 x 36 x 26-43½	2150 x 900 x 661-1105	N_K_N-RT3678FG	5,928	6,327
	80 x 36 x 26-43½	2000 x 900 x 661-1105	N_K_N-RT3672FG	5,886	6,273
	74 x 36 x 26-43½	1850 x 900 x 661-1105	N_K_N-RT3666FG	5,853	6,224
	<b>Knife edge (K). Specify the surface type (5, 6). Specify left (L) or right (R). Specify the drawer front finish (B, W, N) Specify metal back color (K, W).</b>				

High-Gloss Black (B) or High-Gloss White (W) drawer front finish option: add \$78.

W x D x H (in)	W x D x H (mm)	Code	All Laminate (\$)	HPL Surfaces (\$)
<b>Electric height adjustable desks with 21" H file storage module – 32" D</b>				
<i>Laminate base with metal back. Meeting space. Height adjustable from 26" to 44" H (661 to 1118 mm). Open space with felt liner to store small objects. Removable inside panel for wire management. Maximum weight capacity: 100 lbs (45 kg). 10' W (3048 mm) cable with cord. 1 file drawer with soft-close. Lock. To add a grommet/electrical module, refer to Standardized specials on page 15.</i>				
92 x 32 x 26-43½	2300 x 800 x 661-1105	N_N_-RT3284FG	5,743	6,128
86 x 32 x 26-43½	2150 x 800 x 661-1105	N_N_-RT3278FG	5,702	6,073
80 x 32 x 26-43½	2000 x 800 x 661-1105	N_N_-RT3272FG	5,666	6,024
74 x 32 x 26-43½	1850 x 800 x 661-1105	N_N_-RT3266FG	5,633	5,970
<b>Specify the surface type (5, 6). Specify left (L) or right (R). Specify the drawer front finish (B, W, N) Specify metal back color (K, W).</b>				
92 x 32 x 26-43½	2300 x 800 x 661-1105	N_K_-RT3284FG	5,921	6,315
86 x 32 x 26-43½	2150 x 800 x 661-1105	N_K_-RT3278FG	5,880	6,258
80 x 32 x 26-43½	2000 x 800 x 661-1105	N_K_-RT3272FG	5,845	6,203
74 x 32 x 26-43½	1850 x 800 x 661-1105	N_K_-RT3266FG	5,805	6,148

High-Gloss Black (B) or High-Gloss White (W) drawer front finish option: add \$78.

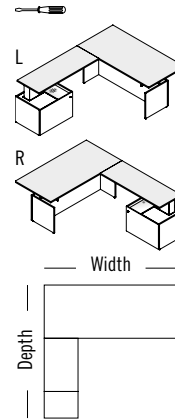
W x D x H (in)	W x D x H (mm)	Code	All Laminate (\$)	HPL Surfaces (\$)
<b>Electric height adjustable desks – 36" D</b>				
<i>Laminate base with metal back. Meeting space. Height adjustable from 26" to 44" H (661 to 1118 mm). Open space with felt liner to store small objects. Removable inside panel for wire management. Maximum weight capacity: 100 lbs (45 kg). 10' W (3048 mm) cable with cord. To add a grommet/electrical module, refer to Standardized specials on page 15.</i>				
92 x 36 x 26-43½	2300 x 900 x 661-1105	N_N_-RT3684SG	5,618	6,030
86 x 36 x 26-43½	2150 x 900 x 661-1105	N_N_-RT3678SG	5,584	5,976
80 x 36 x 26-43½	2000 x 900 x 661-1105	N_N_-RT3672SG	5,550	5,921
74 x 36 x 26-43½	1850 x 900 x 661-1105	N_N_-RT3666SG	5,515	5,873
<b>Specify the surface type (5, 6). Specify left (L) or right (R). Specify the inside casing front finish (B, W, N) Specify metal back color (K, W).</b>				
92 x 36 x 26-43½	2300 x 900 x 661-1105	N_K_-RT3684SG	5,805	6,217
86 x 36 x 26-43½	2150 x 900 x 661-1105	N_K_-RT3678SG	5,762	6,163
80 x 36 x 26-43½	2000 x 900 x 661-1105	N_K_-RT3672SG	5,728	6,108
74 x 36 x 26-43½	1850 x 900 x 661-1105	N_K_-RT3666SG	5,687	6,052

High-Gloss Black (B) or High-Gloss White (W) inside housing front finish option: add \$78.

W x D x H (in)	W x D x H (mm)	Code	All Laminate (\$)	HPL Surfaces (\$)
<b>Electric height adjustable desks – 32" D</b>				
<i>Laminate base with metal back. Meeting space. Height adjustable from 26" to 44" H (661 to 1118 mm). Open space with felt liner to store small objects. Removable inside panel for wire management. Maximum weight capacity: 100 lbs (45 kg). 10' W (3048 mm) cable with cord. To add a grommet/electrical module, refer to Standardized specials on page 15.</i>				
92 x 32 x 26-43½	2300 x 800 x 661-1105	N_N_-RT3284SG	5,578	5,963
86 x 32 x 26-43½	2150 x 800 x 661-1105	N_N_-RT3278SG	5,543	5,908
80 x 32 x 26-43½	2000 x 800 x 661-1105	N_N_-RT3272SG	5,508	5,853
74 x 32 x 26-43½	1850 x 800 x 661-1105	N_N_-RT3266SG	5,467	5,805
<b>Specify the surface type (5, 6). Specify left (L) or right (R). Specify the inside casing front finish (B, W, N) Specify metal back color (K, W).</b>				
92 x 32 x 26-43½	2300 x 800 x 661-1105	N_K_-RT3284SG	5,756	6,143
86 x 32 x 26-43½	2150 x 800 x 661-1105	N_K_-RT3278SG	5,723	6,094
80 x 32 x 26-43½	2000 x 800 x 661-1105	N_K_-RT3272SG	5,681	6,040
74 x 32 x 26-43½	1850 x 800 x 661-1105	N_K_-RT3266SG	5,647	5,983

High-Gloss Black (B) or High-Gloss White (W) inside housing front finish option: add \$78.

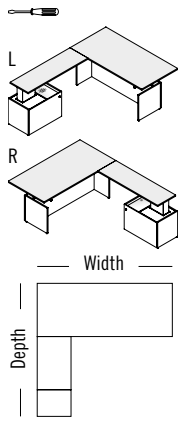
W x D x H (in)	W x D x H (mm)	Code	All Laminate (\$)	HPL Surfaces (\$)
<b>L-shaped electric height adjustable desks with 24" D return and 21" H file storage module</b>				
<i>Laminate base with metal back. Meeting space. Height adjustable from 26" to 44" H (661 to 1118 mm). 1 return with file drawer and soft-close. Suspension bar. Lock. Open space with felt liner to store small objects. Removable inside panel for wire management. Maximum weight capacity: 100 lbs (45 kg). 10' W (3048 mm) cable with cord. To add a grommet/electrical module, refer to Standardized specials on page 15.</i>				
84 x 102 x 26-43½	2100 x 2550 x 661-1105	N_N_-RTL8410224FG	9,076	9,605
84 x 96 x 26-43½	2100 x 2400 x 661-1105	N_N_-RTL849624FG	9,055	9,579
84 x 90 x 26-43½	2100 x 2250 x 661-1105	N_N_-RTL849024FG	9,033	9,550
84 x 84 x 26-43½	2100 x 2100 x 661-1105	N_N_-RTL848424FG	9,013	9,529
84 x 78 x 26-43½	2100 x 1950 x 661-1105	N_N_-RTL847824FG	8,999	9,502
84 x 72 x 26-43½	2100 x 1800 x 661-1105	N_N_-RTL847224FG	8,979	9,472
78 x 102 x 26-43½	1950 x 2550 x 661-1105	N_N_-RTL7810224FG	9,027	9,536
78 x 96 x 26-43½	1950 x 2400 x 661-1105	N_N_-RTL789624FG	9,005	9,507
78 x 90 x 26-43½	1950 x 2250 x 661-1105	N_N_-RTL789024FG	8,987	9,489
78 x 84 x 26-43½	1950 x 2100 x 661-1105	N_N_-RTL788424FG	8,964	9,459
78 x 78 x 26-43½	1950 x 1950 x 661-1105	N_N_-RTL787824FG	8,944	9,433
78 x 72 x 26-43½	1950 x 1800 x 661-1105	N_N_-RTL787224FG	8,922	9,412
72 x 102 x 26-43½	1800 x 2550 x 661-1105	N_N_-RTL7210224FG	8,970	9,472
72 x 96 x 26-43½	1800 x 2400 x 661-1105	N_N_-RTL729624FG	8,957	9,447
72 x 90 x 26-43½	1800 x 2250 x 661-1105	N_N_-RTL729024FG	8,938	9,419
72 x 84 x 26-43½	1800 x 2100 x 661-1105	N_N_-RTL728424FG	8,917	9,399
72 x 78 x 26-43½	1800 x 1950 x 661-1105	N_N_-RTL727824FG	8,896	9,370
72 x 72 x 26-43½	1800 x 1800 x 661-1105	N_N_-RTL727224FG	8,874	9,344
66 x 102 x 26-43½	1650 x 2550 x 661-1105	N_N_-RTL6610224FG	8,922	9,405
66 x 96 x 26-43½	1650 x 2400 x 661-1105	N_N_-RTL669624FG	8,903	9,378
66 x 90 x 26-43½	1650 x 2250 x 661-1105	N_N_-RTL669024FG	8,884	9,358
66 x 84 x 26-43½	1650 x 2100 x 661-1105	N_N_-RTL668424FG	8,868	9,329
66 x 78 x 26-43½	1650 x 1950 x 661-1105	N_N_-RTL667824FG	8,848	9,303
66 x 72 x 26-43½	1650 x 1800 x 661-1105	N_N_-RTL667224FG	8,826	9,281
<b>Specify the surface type (5, 6). Specify left (L) or right (R). Specify the return drawer front finish (B, W, N). Specify metal back color (K, W).</b>				
84 x 102 x 26-43½	2100 x 2550 x 661-1105	N_K_-RTL8410224FG	9,419	9,964
84 x 96 x 26-43½	2100 x 2400 x 661-1105	N_K_-RTL849624FG	9,399	9,934
84 x 90 x 26-43½	2100 x 2250 x 661-1105	N_K_-RTL849024FG	9,378	9,908
84 x 84 x 26-43½	2100 x 2100 x 661-1105	N_K_-RTL848424FG	9,358	9,880
84 x 78 x 26-43½	2100 x 1950 x 661-1105	N_K_-RTL847824FG	9,335	9,853
84 x 72 x 26-43½	2100 x 1800 x 661-1105	N_K_-RTL847224FG	9,315	9,832
78 x 102 x 26-43½	1950 x 2550 x 661-1105	N_K_-RTL7810224FG	9,370	9,895
78 x 96 x 26-43½	1950 x 2400 x 661-1105	N_K_-RTL789624FG	9,351	9,866
78 x 90 x 26-43½	1950 x 2250 x 661-1105	N_K_-RTL789024FG	9,329	9,839
78 x 84 x 26-43½	1950 x 2100 x 661-1105	N_K_-RTL788424FG	9,309	9,813
78 x 78 x 26-43½	1950 x 1950 x 661-1105	N_K_-RTL787824FG	9,288	9,791
78 x 72 x 26-43½	1950 x 1800 x 661-1105	N_K_-RTL787224FG	9,267	9,764
72 x 102 x 26-43½	1800 x 2550 x 661-1105	N_K_-RTL7210224FG	9,315	9,825
72 x 96 x 26-43½	1800 x 2400 x 661-1105	N_K_-RTL729624FG	9,296	9,797
72 x 90 x 26-43½	1800 x 2250 x 661-1105	N_K_-RTL729024FG	9,274	9,770
72 x 84 x 26-43½	1800 x 2100 x 661-1105	N_K_-RTL728424FG	9,255	9,742
72 x 78 x 26-43½	1800 x 1950 x 661-1105	N_K_-RTL727824FG	9,233	9,722
72 x 72 x 26-43½	1800 x 1800 x 661-1105	N_K_-RTL727224FG	9,212	9,694
66 x 102 x 26-43½	1650 x 2550 x 661-1105	N_K_-RTL6610224FG	9,267	9,758
66 x 96 x 26-43½	1650 x 2400 x 661-1105	N_K_-RTL669624FG	9,247	9,728
66 x 90 x 26-43½	1650 x 2250 x 661-1105	N_K_-RTL669024FG	9,226	9,700
66 x 84 x 26-43½	1650 x 2100 x 661-1105	N_K_-RTL668424FG	9,206	9,681
66 x 78 x 26-43½	1650 x 1950 x 661-1105	N_K_-RTL667824FG	9,185	9,652
66 x 72 x 26-43½	1650 x 1800 x 661-1105	N_K_-RTL667224FG	9,164	9,626
<b>Knife edge (K). Specify the surface type (5, 6). Specify left (L) or right (R). Specify the return drawer front finish (B, W, N). Specify metal back color (K, W).</b>				



High-Gloss Black (B) or High-Gloss White (W) return drawer front finish option: add \$117.



**L-shaped electric height adjustable desks with 20" D return and 21" H file storage module**



High-Gloss Black (B) or High-Gloss White (W) return drawer front finish option: add \$117.

Laminate base with metal back. Meeting space. Height adjustable from 26" to 44" H (661 to 1118 mm). 1 return with file drawer and soft-close. Suspension bar. Lock. Open space with felt liner to store small objects. Removable inside panel for wire management. Maximum weight capacity: 100 lbs (45 kg). 10' W (3048 mm) cable with cord. To add a grommet/electrical module, refer to Standardized specials on page 15.

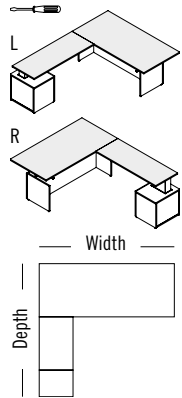
W x D x H (in)	W x D x H (mm)	Code	All Laminate Surfaces (\$)	HPL Surfaces (\$)
84 x 102 x 26-43½	2100 x 2550 x 661-1105	N N -RTL8410220FG	9,027	9,550
84 x 96 x 26-43½	2100 x 2400 x 661-1105	N N -RTL849620FG	9,005	9,522
84 x 90 x 26-43½	2100 x 2250 x 661-1105	N N -RTL849020FG	8,987	9,502
84 x 84 x 26-43½	2100 x 2100 x 661-1105	N N -RTL848420FG	8,964	9,472
84 x 78 x 26-43½	2100 x 1950 x 661-1105	N N -RTL847820FG	8,944	9,447
84 x 72 x 26-43½	2100 x 1800 x 661-1105	N N -RTL847220FG	8,922	9,426
78 x 102 x 26-43½	1950 x 2550 x 661-1105	N N -RTL7810220FG	8,992	9,502
78 x 96 x 26-43½	1950 x 2400 x 661-1105	N N -RTL789620FG	8,970	9,472
78 x 90 x 26-43½	1950 x 2250 x 661-1105	N N -RTL789020FG	8,952	9,454
78 x 84 x 26-43½	1950 x 2100 x 661-1105	N N -RTL788420FG	8,931	9,426
78 x 78 x 26-43½	1950 x 1950 x 661-1105	N N -RTL787820FG	8,910	9,399
78 x 72 x 26-43½	1950 x 1800 x 661-1105	N N -RTL787220FG	8,896	9,378
72 x 102 x 26-43½	1800 x 2550 x 661-1105	N N -RTL7210220FG	8,957	9,454
72 x 96 x 26-43½	1800 x 2400 x 661-1105	N N -RTL729620FG	8,938	9,426
72 x 90 x 26-43½	1800 x 2250 x 661-1105	N N -RTL729020FG	8,917	9,405
72 x 84 x 26-43½	1800 x 2100 x 661-1105	N N -RTL728420FG	8,896	9,378
72 x 78 x 26-43½	1800 x 1950 x 661-1105	N N -RTL727820FG	8,884	9,351
72 x 72 x 26-43½	1800 x 1800 x 661-1105	N N -RTL727220FG	8,862	9,329
66 x 102 x 26-43½	1650 x 2550 x 661-1105	N N -RTL6610220FG	8,922	9,405
66 x 96 x 26-43½	1650 x 2400 x 661-1105	N N -RTL669620FG	8,903	9,378
66 x 90 x 26-43½	1650 x 2250 x 661-1105	N N -RTL669020FG	8,884	9,358
66 x 84 x 26-43½	1650 x 2100 x 661-1105	N N -RTL668420FG	8,868	9,329
66 x 78 x 26-43½	1650 x 1950 x 661-1105	N N -RTL667820FG	8,848	9,303
66 x 72 x 26-43½	1650 x 1800 x 661-1105	N N -RTL667220FG	8,826	9,281

Specify the surface type (5, 6). Specify left (L) or right (R). Specify the return drawer front finish (B, W, N). Specify metal back color (K, W).

84 x 102 x 26-43½	2100 x 2550 x 661-1105	N K -RTL8410220FG	9,370	9,908
84 x 96 x 26-43½	2100 x 2400 x 661-1105	N K -RTL849620FG	9,351	9,880
84 x 90 x 26-43½	2100 x 2250 x 661-1105	N K -RTL849020FG	9,329	9,853
84 x 84 x 26-43½	2100 x 2100 x 661-1105	N K -RTL848420FG	9,309	9,825
84 x 78 x 26-43½	2100 x 1950 x 661-1105	N K -RTL847820FG	9,288	9,804
84 x 72 x 26-43½	2100 x 1800 x 661-1105	N K -RTL847220FG	9,267	9,777
78 x 102 x 26-43½	1950 x 2550 x 661-1105	N K -RTL7810220FG	9,335	9,853
78 x 96 x 26-43½	1950 x 2400 x 661-1105	N K -RTL789620FG	9,315	9,832
78 x 90 x 26-43½	1950 x 2250 x 661-1105	N K -RTL789020FG	9,296	9,804
78 x 84 x 26-43½	1950 x 2100 x 661-1105	N K -RTL788420FG	9,274	9,777
78 x 78 x 26-43½	1950 x 1950 x 661-1105	N K -RTL787820FG	9,255	9,749
78 x 72 x 26-43½	1950 x 1800 x 661-1105	N K -RTL787220FG	9,233	9,728
72 x 102 x 26-43½	1800 x 2550 x 661-1105	N K -RTL7210220FG	9,303	9,804
72 x 96 x 26-43½	1800 x 2400 x 661-1105	N K -RTL729620FG	9,281	9,777
72 x 90 x 26-43½	1800 x 2250 x 661-1105	N K -RTL729020FG	9,260	9,758
72 x 84 x 26-43½	1800 x 2100 x 661-1105	N K -RTL728420FG	9,238	9,728
72 x 78 x 26-43½	1800 x 1950 x 661-1105	N K -RTL727820FG	9,221	9,700
72 x 72 x 26-43½	1800 x 1800 x 661-1105	N K -RTL727220FG	9,199	9,674
66 x 102 x 26-43½	1650 x 2550 x 661-1105	N K -RTL6610220FG	9,260	9,758
66 x 96 x 26-43½	1650 x 2400 x 661-1105	N K -RTL669620FG	9,247	9,728
66 x 90 x 26-43½	1650 x 2250 x 661-1105	N K -RTL669020FG	9,226	9,700
66 x 84 x 26-43½	1650 x 2100 x 661-1105	N K -RTL668420FG	9,206	9,681
66 x 78 x 26-43½	1650 x 1950 x 661-1105	N K -RTL667820FG	9,185	9,652
66 x 72 x 26-43½	1650 x 1800 x 661-1105	N K -RTL667220FG	9,164	9,626

Knife edge (K). Specify the surface type (5, 6). Specify left (L) or right (R). Specify the return drawer front finish (B, W, N). Specify metal back color (K, W).

**L-shaped electric height adjustable desks with 24" D return**



High-Gloss Black (B) or High-Gloss White (W) return inside housing front finish option: add \$117.

Laminate base with metal back. Meeting space. Height adjustable from 26" to 44" H (661 to 1118 mm). Removable inside panel for wire management. Maximum weight capacity: 100 lbs (45 kg). 10' W (3048 mm) cable with cord. To add a grommet/electrical module, refer to Standardized specials on page 15.

















































W x D x H (in)	W x D x H (mm)	Code	All Laminate Surfaces (\$)	HPL Surfaces (\$)
84 x 102 x 26-43½	2100 x 2550 x 661-1105	N N -RTL8410224SG	8,848	9,363
84 x 96 x 26-43½	2100 x 2400 x 661-1105	N N -RTL849624SG	8,826	9,335
84 x 90 x 26-43½	2100 x 2250 x 661-1105	N N -RTL849024SG	8,806	9,315
84 x 84 x 26-43½	2100 x 2100 x 661-1105	N N -RTL848424SG	8,786	9,288
84 x 78 x 26-43½	2100 x 1950 x 661-1105	N N -RTL847824SG	8,765	9,260
84 x 72 x 26-43½	2100 x 1800 x 661-1105	N N -RTL847224SG	8,745	9,238
78 x 102 x 26-43½	1950 x 2550 x 661-1105	N N -RTL7810224SG	8,793	9,296
78 x 96 x 26-43½	1950 x 2400 x 661-1105	N N -RTL789624SG	8,770	9,274
78 x 90 x 26-43½	1950 x 2250 x 661-1105	N N -RTL789024SG	8,759	9,247
78 x 84 x 26-43½	1950 x 2100 x 661-1105	N N -RTL788424SG	8,737	9,221
78 x 78 x 26-43½	1950 x 1950 x 661-1105	N N -RTL787824SG	8,717	9,199
78 x 72 x 26-43½	1950 x 1800 x 661-1105	N N -RTL787224SG	8,695	9,172
72 x 102 x 26-43½	1800 x 2550 x 661-1105	N N -RTL7210224SG	8,745	9,233
72 x 96 x 26-43½	1800 x 2400 x 661-1105	N N -RTL729624SG	8,723	9,206
72 x 90 x 26-43½	1800 x 2250 x 661-1105	N N -RTL729024SG	8,703	9,179
72 x 84 x 26-43½	1800 x 2100 x 661-1105	N N -RTL728424SG	8,684	9,157
72 x 78 x 26-43½	1800 x 1950 x 661-1105	N N -RTL727824SG	8,662	9,130
72 x 72 x 26-43½	1800 x 1800 x 661-1105	N N -RTL727224SG	8,647	9,102
66 x 102 x 26-43½	1650 x 2550 x 661-1105	N N -RTL6610224SG	8,695	9,164
66 x 96 x 26-43½	1650 x 2400 x 661-1105	N N -RTL669624SG	8,675	9,144
66 x 90 x 26-43½	1650 x 2250 x 661-1105	N N -RTL669024SG	8,656	9,117
66 x 84 x 26-43½	1650 x 2100 x 661-1105	N N -RTL668424SG	8,635	9,090
66 x 78 x 26-43½	1650 x 1950 x 661-1105	N N -RTL667824SG	8,615	9,068
66 x 72 x 26-43½	1650 x 1800 x 661-1105	N N -RTL667224SG	8,592	9,040

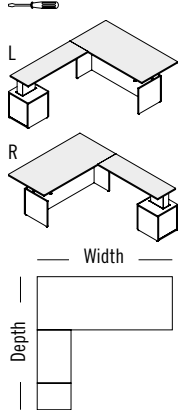
Specify the surface type (5, 6). Specify left (L) or right (R). Specify the return inside housing front finish (B, W, N). Specify metal back color (K, W).

84 x 102 x 26-43½	2100 x 2550 x 661-1105	N K -RTL8410224SG	9,191	9,722
84 x 96 x 26-43½	2100 x 2400 x 661-1105	N K -RTL849624SG	9,172	9,694
84 x 90 x 26-43½	2100 x 2250 x 661-1105	N K -RTL849024SG	9,151	9,667
84 x 84 x 26-43½	2100 x 2100 x 661-1105	N K -RTL848424SG	9,130	9,646
84 x 78 x 26-43½	2100 x 1950 x 661-1105	N K -RTL847824SG	9,109	9,620
84 x 72 x 26-43½	2100 x 1800 x 661-1105	N K -RTL847224SG	9,090	9,592
78 x 102 x 26-43½	1950 x 2550 x 661-1105	N K -RTL7810224SG	9,136	9,652
78 x 96 x 26-43½	1950 x 2400 x 661-1105	N K -RTL789624SG	9,117	9,626
78 x 90 x 26-43½	1950 x 2250 x 661-1105	N K -RTL789024SG	9,095	9,597
78 x 84 x 26-43½	1950 x 2100 x 661-1105	N K -RTL788424SG	9,076	9,579
78 x 78 x 26-43½	1950 x 1950 x 661-1105	N K -RTL787824SG	9,055	9,550
78 x 72 x 26-43½	1950 x 1800 x 661-1105	N K -RTL787224SG	9,033	9,522
72 x 102 x 26-43½	1800 x 2550 x 661-1105	N K -RTL7210224SG	9,090	9,585
72 x 96 x 26-43½	1800 x 2400 x 661-1105	N K -RTL729624SG	9,068	9,557
72 x 90 x 26-43½	1800 x 2250 x 661-1105	N K -RTL729024SG	9,048	9,529
72 x 84 x 26-43½	1800 x 2100 x 661-1105	N K -RTL728424SG	9,027	9,507
72 x 78 x 26-43½	1800 x 1950 x 661-1105	N K -RTL727824SG	9,005	9,482
72 x 72 x 26-43½	1800 x 1800 x 661-1105	N K -RTL727224SG	8,987	9,454
66 x 102 x 26-43½	1650 x 2550 x 661-1105	N K -RTL6610224SG	9,033	9,516
66 x 96 x 26-43½	1650 x 2400 x 661-1105	N K -RTL669624SG	9,013	9,489
66 x 90 x 26-43½	1650 x 2250 x 661-1105	N K -RTL669024SG	8,992	9,467
66 x 84 x 26-43½	1650 x 2100 x 661-1105	N K -RTL668424SG	8,970	9,440
66 x 78 x 26-43½	1650 x 1950 x 661-1105	N K -RTL667824SG	8,952	9,412
66 x 72 x 26-43½	1650 x 1800 x 661-1105	N K -RTL667224SG	8,931	9,384

Knife edge (K). Specify the surface type (5, 6). Specify left (L) or right (R). Specify the return inside housing front finish (B, W, N). Specify metal back color (K, W).



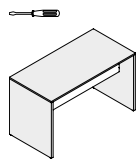
	W x D x H (in)	W x D x H (mm)	Code	All Laminate Surfaces (\$)	HPL Surfaces (\$)
<b>L-shaped electric height adjustable desks with 20" D return</b>					
<i>Laminate base with metal back. Meeting space. Height adjustable from 26" to 44" H (661 to 1118 mm). Removable inside panel for wire management. Maximum weight capacity: 100 lbs (45 kg). 10' W (3048 mm) cable with cord. To add a grommet/electrical module, refer to Standardized specials on page 15.</i>					
	84 x 102 x 26-43½	2100 x 2550 x 661-1105	N_N -RTL8410220SG	8,799	9,324
	84 x 96 x 26-43½	2100 x 2400 x 661-1105	N_N -RTL849620SG	8,779	9,296
	84 x 90 x 26-43½	2100 x 2250 x 661-1105	N_N -RTL849020SG	8,765	9,267
	84 x 84 x 26-43½	2100 x 2100 x 661-1105	N_N -RTL848420SG	8,745	9,247
	84 x 78 x 26-43½	2100 x 1950 x 661-1105	N_N -RTL847820SG	8,723	9,221
	84 x 72 x 26-43½	2100 x 1800 x 661-1105	N_N -RTL847220SG	8,703	9,191
	78 x 102 x 26-43½	1950 x 2550 x 661-1105	N_N -RTL7810220SG	8,759	9,260
	78 x 96 x 26-43½	1950 x 2400 x 661-1105	N_N -RTL789620SG	8,737	9,233
	78 x 90 x 26-43½	1950 x 2250 x 661-1105	N_N -RTL789020SG	8,717	9,212
	78 x 84 x 26-43½	1950 x 2100 x 661-1105	N_N -RTL788420SG	8,695	9,185
	78 x 78 x 26-43½	1950 x 1950 x 661-1105	N_N -RTL787820SG	8,684	9,157
	78 x 72 x 26-43½	1950 x 1800 x 661-1105	N_N -RTL787220SG	8,662	9,136
	72 x 102 x 26-43½	1800 x 2550 x 661-1105	N_N -RTL7210220SG	8,717	9,199
	72 x 96 x 26-43½	1800 x 2400 x 661-1105	N_N -RTL729620SG	8,695	9,179
	72 x 90 x 26-43½	1800 x 2250 x 661-1105	N_N -RTL729020SG	8,675	9,151
	72 x 84 x 26-43½	1800 x 2100 x 661-1105	N_N -RTL728420SG	8,656	9,124
	72 x 78 x 26-43½	1800 x 1950 x 661-1105	N_N -RTL727820SG	8,635	9,102
	72 x 72 x 26-43½	1800 x 1800 x 661-1105	N_N -RTL727220SG	8,615	9,076
	66 x 102 x 26-43½	1650 x 2550 x 661-1105	N_N -RTL6610220SG	8,668	9,144
	66 x 96 x 26-43½	1650 x 2400 x 661-1105	N_N -RTL669620SG	8,647	9,117
	66 x 90 x 26-43½	1650 x 2250 x 661-1105	N_N -RTL669020SG	8,635	9,095
	66 x 84 x 26-43½	1650 x 2100 x 661-1105	N_N -RTL668420SG	8,615	9,068
	66 x 78 x 26-43½	1650 x 1950 x 661-1105	N_N -RTL667820SG	8,592	9,040
	66 x 72 x 26-43½	1650 x 1800 x 661-1105	N_N -RTL667220SG	8,571	9,021
<b>Specify the surface type (5, 6). Specify left (L) or right (R). Specify the return inside housing front finish (B, W, N). Specify metal back color (K, W).</b>					
	84 x 102 x 26-43½	2100 x 2550 x 661-1105	N_K -RTL8410220SG	9,144	9,674
	84 x 96 x 26-43½	2100 x 2400 x 661-1105	N_K -RTL849620SG	9,124	9,646
	84 x 90 x 26-43½	2100 x 2250 x 661-1105	N_K -RTL849020SG	9,102	9,626
	84 x 84 x 26-43½	2100 x 2100 x 661-1105	N_K -RTL848420SG	9,082	9,597
	84 x 78 x 26-43½	2100 x 1950 x 661-1105	N_K -RTL847820SG	9,060	9,571
	84 x 72 x 26-43½	2100 x 1800 x 661-1105	N_K -RTL847220SG	9,040	9,544
	78 x 102 x 26-43½	1950 x 2550 x 661-1105	N_K -RTL7810220SG	9,102	9,612
	78 x 96 x 26-43½	1950 x 2400 x 661-1105	N_K -RTL789620SG	9,082	9,592
	78 x 90 x 26-43½	1950 x 2250 x 661-1105	N_K -RTL789020SG	9,060	9,563
	78 x 84 x 26-43½	1950 x 2100 x 661-1105	N_K -RTL788420SG	9,040	9,536
	78 x 78 x 26-43½	1950 x 1950 x 661-1105	N_K -RTL787820SG	9,021	9,507
	78 x 72 x 26-43½	1950 x 1800 x 661-1105	N_K -RTL787220SG	8,999	9,482
	72 x 102 x 26-43½	1800 x 2550 x 661-1105	N_K -RTL7210220SG	9,055	9,550
	72 x 96 x 26-43½	1800 x 2400 x 661-1105	N_K -RTL729620SG	9,033	9,529
	72 x 90 x 26-43½	1800 x 2250 x 661-1105	N_K -RTL729020SG	9,013	9,502
	72 x 84 x 26-43½	1800 x 2100 x 661-1105	N_K -RTL728420SG	8,992	9,472
	72 x 78 x 26-43½	1800 x 1950 x 661-1105	N_K -RTL727820SG	8,970	9,447
	72 x 72 x 26-43½	1800 x 1800 x 661-1105	N_K -RTL727220SG	8,952	9,426
	66 x 102 x 26-43½	1650 x 2550 x 661-1105	N_K -RTL6610220SG	9,013	9,494
	66 x 96 x 26-43½	1650 x 2400 x 661-1105	N_K -RTL669620SG	8,992	9,467
	66 x 90 x 26-43½	1650 x 2250 x 661-1105	N_K -RTL669020SG	8,970	9,440
	66 x 84 x 26-43½	1650 x 2100 x 661-1105	N_K -RTL668420SG	8,952	9,412
	66 x 78 x 26-43½	1650 x 1950 x 661-1105	N_K -RTL667820SG	8,931	9,393
	66 x 72 x 26-43½	1650 x 1800 x 661-1105	N_K -RTL667220SG	8,910	9,363
<b>Knife edge (K). Specify the surface type (5, 6). Specify left (L) or right (R). Specify the return inside housing front finish (B, W, N). Specify metal back color (K, W).</b>					











High-Gloss Black (B) or High-Gloss White (W) return inside housing front finish option: add \$117.

**Café Height Tables**

**Café height tables – 36" D**



High-Gloss Black (B) or High-Gloss White (W) modesty panels finish option: 96" to 72" W (2400 to 1800 mm): add \$465; 66" to 54" W (1650 to 1350 mm): add \$311.

	W x D x H (in)	W x D x H (mm)	Code	All Laminate Surfaces (\$)	HPL Surfaces (\$)
<i>18" H (457 mm) modesty panels, recessed 1¼" (309 mm) on both sides. To add a grommet/electrical module, refer to Standardized specials on page 15.</i>					
	96 x 36 x 42	2400 x 900 x 1067	N_NN -RT369642A3	2,082	2,484
	90 x 36 x 42	2250 x 900 x 1067	N_NN -RT369042A3	2,037	2,425
	84 x 36 x 42	2100 x 900 x 1067	N_NN -RT368442A3	1,994	2,368
	78 x 36 x 42	1950 x 900 x 1067	N_NN -RT367842A3	1,949	2,316
	72 x 36 x 42	1800 x 900 x 1067	N_NN -RT367242A3	1,900	2,258
	66 x 36 x 42	1650 x 900 x 1067	N_NN -RT366642A3	1,847	2,201
	60 x 36 x 42	1500 x 900 x 1067	N_NN -RT366042A3	1,804	2,148
	54 x 36 x 42	1350 x 900 x 1067	N_NN -RT365442A3	1,752	2,089

**Specify the surface type (1, 2). Specify the modesty panels finish (B, W, N).**

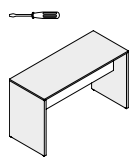
96 x 36 x 42	2400 x 900 x 1067	N_NN -RT369642A3	2,381	2,834
90 x 36 x 42	2250 x 900 x 1067	N_NN -RT369042A3	2,324	2,770
84 x 36 x 42	2100 x 900 x 1067	N_NN -RT368442A3	2,280	2,709
78 x 36 x 42	1950 x 900 x 1067	N_NN -RT367842A3	2,229	2,650
72 x 36 x 42	1800 x 900 x 1067	N_NN -RT367242A3	2,170	2,578
66 x 36 x 42	1650 x 900 x 1067	N_NN -RT366642A3	2,110	2,514
60 x 36 x 42	1500 x 900 x 1067	N_NN -RT366042A3	2,061	2,452
54 x 36 x 42	1350 x 900 x 1067	N_NN -RT365442A3	2,008	2,389

**Specify the surface type (5, 6). Specify the modesty panels finish (B, W, N).**









96 x 36 x 42	2400 x 900 x 1067	N_KN -RT369642A3	2,981	3,544
90 x 36 x 42	2250 x 900 x 1067	N_KN -RT369042A3	2,908	3,462
84 x 36 x 42	2100 x 900 x 1067	N_KN -RT368442A3	2,842	3,382
78 x 36 x 42	1950 x 900 x 1067	N_KN -RT367842A3	2,784	3,309
72 x 36 x 42	1800 x 900 x 1067	N_KN -RT367242A3	2,709	3,229
66 x 36 x 42	1650 x 900 x 1067	N_KN -RT366642A3	2,645	3,140
60 x 36 x 42	1500 x 900 x 1067	N_KN -RT366042A3	2,578	3,068
54 x 36 x 42	1350 x 900 x 1067	N_KN -RT365442A3	2,505	2,986

**Knife edge (K). Specify the surface type (5, 6). Specify the modesty panels finish (B, W, N).**

**Café height tables – 30" D**



High-Gloss Black (B) or High-Gloss White (W) modesty panels finish option: 96" to 72" W (2400 to 1800 mm): add \$465; 66" to 54" W (1650 to 1350 mm): add \$311.

<i>18" H (457 mm) modesty panels, recessed 1¼" (281 mm) on both sides. To add a grommet/electrical module, refer to Standardized specials on page 15.</i>					
	96 x 30 x 42	2400 x 750 x 1067	N_NN -RT309642A3	1,949	2,316
	90 x 30 x 42	2250 x 750 x 1067	N_NN -RT309042A3	1,900	2,265
	84 x 30 x 42	2100 x 750 x 1067	N_NN -RT308442A3	1,862	2,212
	78 x 30 x 42	1950 x 750 x 1067	N_NN -RT307842A3	1,818	2,170
	72 x 30 x 42	1800 x 750 x 1067	N_NN -RT307242A3	1,776	2,110
	66 x 30 x 42	1650 x 750 x 1067	N_NN -RT306642A3	1,733	2,061
	60 x 30 x 42	1500 x 750 x 1067	N_NN -RT306042A3	1,690	2,008
	54 x 30 x 42	1350 x 750 x 1067	N_NN -RT305442A3	1,644	1,949

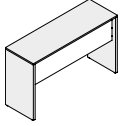
**Specify the surface type (1, 2). Specify the modesty panels finish (B, W, N).**

96 x 30 x 42	2400 x 750 x 1067	N_NN -RT309642A3	2,229	2,650
90 x 30 x 42	2250 x 750 x 1067	N_NN -RT309042A3	2,177	2,586
84 x 30 x 42	2100 x 750 x 1067	N_NN -RT308442A3	2,126	2,537
78 x 30 x 42	1950 x 750 x 1067	N_NN -RT307842A3	2,082	2,475
72 x 30 x 42	1800 x 750 x 1067	N_NN -RT307242A3	2,031	2,413
66 x 30 x 42	1650 x 750 x 1067	N_NN -RT306642A3	1,974	2,351
60 x 30 x 42	1500 x 750 x 1067	N_NN -RT306042A3	1,930	2,295
54 x 30 x 42	1350 x 750 x 1067	N_NN -RT305442A3	1,878	2,236

**Specify the surface type (5, 6). Specify the modesty panels finish (B, W, N).**

96 x 30 x 42	2400 x 750 x 1067	N_KN -RT309642A3	2,784	3,309
90 x 30 x 42	2250 x 750 x 1067	N_KN -RT309042A3	2,717	3,234
84 x 30 x 42	2100 x 750 x 1067	N_KN -RT308442A3	2,660	3,163
78 x 30 x 42	1950 x 750 x 1067	N_KN -RT307842A3	2,600	3,101
72 x 30 x 42	1800 x 750 x 1067	N_KN -RT307242A3	2,537	3,017
66 x 30 x 42	1650 x 750 x 1067	N_KN -RT306642A3	2,470	2,936
60 x 30 x 42	1500 x 750 x 1067	N_KN -RT306042A3	2,413	2,872
54 x 30 x 42	1350 x 750 x 1			

**Café height tables – 24" D**

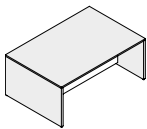


High-Gloss Black (B) or High-Gloss White (W) modesty panels finish option:  
96" to 72" W (2400 to 1800 mm): add \$465;  
66" to 54" W (1650 to 1350 mm): add \$311.

W x D x H (in)	W x D x H (mm)	Code	All Laminate (\$)	HPL Surfaces (\$)
<i>18" H (457 mm) modesty panels, recessed 3" (75 mm) D. To add a grommet/electrical module, refer to Standardized specials on page 15.</i>				
96 x 24 x 42	2400 x 600 x 1067	N_NN_RT249642A3	1,818	2,170
90 x 24 x 42	2250 x 600 x 1067	N_NN_RT249042A3	1,776	2,119
84 x 24 x 42	2100 x 600 x 1067	N_NN_RT248442A3	1,739	2,066
78 x 24 x 42	1950 x 600 x 1067	N_NN_RT247842A3	1,702	2,026
72 x 24 x 42	1800 x 600 x 1067	N_NN_RT247242A3	1,659	1,974
66 x 24 x 42	1650 x 600 x 1067	N_NN_RT246642A3	1,613	1,921
60 x 24 x 42	1500 x 600 x 1067	N_NN_RT246042A3	1,575	1,878
54 x 24 x 42	1350 x 600 x 1067	N_NN_RT245442A3	1,535	1,829
<b>Specify the surface type (1, 2). Specify the modesty panel finish (B, W, N).</b>				
96 x 24 x 42	2400 x 600 x 1067	N_NN_RT249642A3	2,082	2,475
90 x 24 x 42	2250 x 600 x 1067	N_NN_RT249042A3	2,031	2,418
84 x 24 x 42	2100 x 600 x 1067	N_NN_RT248442A3	1,985	2,368
78 x 24 x 42	1950 x 600 x 1067	N_NN_RT247842A3	1,943	2,316
72 x 24 x 42	1800 x 600 x 1067	N_NN_RT247242A3	1,892	2,258
66 x 24 x 42	1650 x 600 x 1067	N_NN_RT246642A3	1,847	2,201
60 x 24 x 42	1500 x 600 x 1067	N_NN_RT246042A3	1,804	2,148
54 x 24 x 42	1350 x 600 x 1067	N_NN_RT245442A3	1,752	2,089
<b>Specify the surface type (5, 6). Specify the modesty panel finish (B, W, N).</b>				
96 x 24 x 42	2400 x 600 x 1067	N_KN_RT249642A3	2,600	3,101
90 x 24 x 42	2250 x 600 x 1067	N_KN_RT249042A3	2,542	3,024
84 x 24 x 42	2100 x 600 x 1067	N_KN_RT248442A3	2,484	2,960
78 x 24 x 42	1950 x 600 x 1067	N_KN_RT247842A3	2,433	2,893
72 x 24 x 42	1800 x 600 x 1067	N_KN_RT247242A3	2,368	2,820
66 x 24 x 42	1650 x 600 x 1067	N_KN_RT246642A3	2,308	2,746
60 x 24 x 42	1500 x 600 x 1067	N_KN_RT246042A3	2,250	2,680
54 x 24 x 42	1350 x 600 x 1067	N_KN_RT245442A3	2,192	2,609
<b>Knife edge (K). Specify the surface type (5, 6). Specify the modesty panel finish (B, W, N).</b>				

**MEETING TABLES**

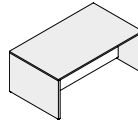
**Meeting tables – 48" D**



High-Gloss Black (B) or High-Gloss White (W) modesty panels finish option:  
96" to 72" W (2400 to 1800 mm): add \$827;  
66" to 48" W (1650 to 1200 mm): add \$549.

<i>Modesty panels, recessed 22" H (550 mm) on both sides. To add a grommet/electrical module, refer to Standardized specials on page 15.</i>				
96 x 48 x 29½	2400 x 1200 x 752	N_NN_RC4896A	1,700	2,128
90 x 48 x 29½	2250 x 1200 x 752	N_NN_RC4890A	1,651	2,052
84 x 48 x 29½	2100 x 1200 x 752	N_NN_RC4884A	1,597	1,969
78 x 48 x 29½	1950 x 1200 x 752	N_NN_RC4878A	1,549	1,893
72 x 48 x 29½	1800 x 1200 x 752	N_NN_RC4872A	1,495	1,818
66 x 48 x 29½	1650 x 1200 x 752	N_NN_RC4866A	1,438	1,742
60 x 48 x 29½	1500 x 1200 x 752	N_NN_RC4860A	1,391	1,666
54 x 48 x 29½	1350 x 1200 x 752	N_NN_RC4854A	1,337	1,592
48 x 48 x 29½	1200 x 1200 x 752	N_NN_RC4848A	1,280	1,515
<b>Specify the surface type (1, 2). Specify the modesty panels finish (B, W, N).</b>				
96 x 48 x 29½	2400 x 1200 x 752	N_NN_RC4896A	1,893	2,320
90 x 48 x 29½	2250 x 1200 x 752	N_NN_RC4890A	1,826	2,231
84 x 48 x 29½	2100 x 1200 x 752	N_NN_RC4884A	1,763	2,141
78 x 48 x 29½	1950 x 1200 x 752	N_NN_RC4878A	1,700	2,052
72 x 48 x 29½	1800 x 1200 x 752	N_NN_RC4872A	1,640	1,969
66 x 48 x 29½	1650 x 1200 x 752	N_NN_RC4866A	1,570	1,879
60 x 48 x 29½	1500 x 1200 x 752	N_NN_RC4860A	1,508	1,791
54 x 48 x 29½	1350 x 1200 x 752	N_NN_RC4854A	1,446	1,700
48 x 48 x 29½	1200 x 1200 x 752	N_NN_RC4848A	1,384	1,611
<b>Specify the surface type (5, 6). Specify the modesty panels finish (B, W, N).</b>				
96 x 48 x 29½	2400 x 1200 x 752	N_KN_RC4896A	2,438	2,893
90 x 48 x 29½	2250 x 1200 x 752	N_KN_RC4890A	2,375	2,796
84 x 48 x 29½	2100 x 1200 x 752	N_KN_RC4884A	2,307	2,706
78 x 48 x 29½	1950 x 1200 x 752	N_KN_RC4878A	2,238	2,611
72 x 48 x 29½	1800 x 1200 x 752	N_KN_RC4872A	2,169	2,514
66 x 48 x 29½	1650 x 1200 x 752	N_KN_RC4866A	2,101	2,424
60 x 48 x 29½	1500 x 1200 x 752	N_KN_RC4860A	2,031	2,329
54 x 48 x 29½	1350 x 1200 x 752	N_KN_RC4854A	1,962	2,238
48 x 48 x 29½	1200 x 1200 x 752	N_KN_RC4848A	1,893	2,141
<b>Knife edge (K). Specify the surface type (5, 6). Specify the modesty panels finish (B, W, N).</b>				

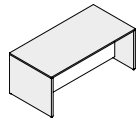
**Meeting tables – 42" D**



High-Gloss Black (B) or High-Gloss White (W) modesty panels finish option:  
96" to 72" W (2400 to 1800 mm): add \$827;  
66" to 48" W (1650 to 1200 mm): add \$549.

W x D x H (in)	W x D x H (mm)	Code	All Laminate (\$)	HPL Surfaces (\$)
<i>Modesty panels, recessed 19" H (475 mm) on both sides. To add a grommet/electrical module, refer to Standardized specials on page 15.</i>				
96 x 42 x 29½	2400 x 1050 x 752	N_NN_RC4296A	1,618	1,998
90 x 42 x 29½	2250 x 1050 x 752	N_NN_RC4290A	1,570	1,921
84 x 42 x 29½	2100 x 1050 x 752	N_NN_RC4284A	1,522	1,852
78 x 42 x 29½	1950 x 1050 x 752	N_NN_RC4278A	1,467	1,777
72 x 42 x 29½	1800 x 1050 x 752	N_NN_RC4272A	1,418	1,707
66 x 42 x 29½	1650 x 1050 x 752	N_NN_RC4266A	1,371	1,633
60 x 42 x 29½	1500 x 1050 x 752	N_NN_RC4260A	1,315	1,564
54 x 42 x 29½	1350 x 1050 x 752	N_NN_RC4254A	1,268	1,495
48 x 42 x 29½	1200 x 1050 x 752	N_NN_RC4248A	1,219	1,418
<b>Specify the surface type (1, 2). Specify the modesty panels finish (B, W, N).</b>				
96 x 42 x 29½	2400 x 1050 x 752	N_NN_RC4296A	1,783	2,169
90 x 42 x 29½	2250 x 1050 x 752	N_NN_RC4290A	1,729	2,085
84 x 42 x 29½	2100 x 1050 x 752	N_NN_RC4284A	1,666	2,004
78 x 42 x 29½	1950 x 1050 x 752	N_NN_RC4278A	1,605	1,921
72 x 42 x 29½	1800 x 1050 x 752	N_NN_RC4272A	1,542	1,839
66 x 42 x 29½	1650 x 1050 x 752	N_NN_RC4266A	1,487	1,756
60 x 42 x 29½	1500 x 1050 x 752	N_NN_RC4260A	1,425	1,672
54 x 42 x 29½	1350 x 1050 x 752	N_NN_RC4254A	1,364	1,592
48 x 42 x 29½	1200 x 1050 x 752	N_NN_RC4248A	1,302	1,508
<b>Specify the surface type (5, 6). Specify the modesty panels finish (B, W, N).</b>				
96 x 42 x 29½	2400 x 1050 x 752	N_KN_RC4296A	2,334	2,741
90 x 42 x 29½	2250 x 1050 x 752	N_KN_RC4290A	2,265	2,650
84 x 42 x 29½	2100 x 1050 x 752	N_KN_RC4284A	2,196	2,563
78 x 42 x 29½	1950 x 1050 x 752	N_KN_RC4278A	2,135	2,472
72 x 42 x 29½	1800 x 1050 x 752	N_KN_RC4272A	2,065	2,389
66 x 42 x 29½	1650 x 1050 x 752	N_KN_RC4266A	2,004	2,299
60 x 42 x 29½	1500 x 1050 x 752	N_KN_RC4260A	1,935	2,210
54 x 42 x 29½	1350 x 1050 x 752	N_KN_RC4254A	1,874	2,120
48 x 42 x 29½	1200 x 1050 x 752	N_KN_RC4248A	1,804	2,031
<b>Knife edge (K). Specify the surface type (5, 6). Specify the modesty panels finish (B, W, N).</b>				

**Meeting tables – 36" D**

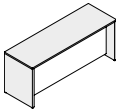


High-Gloss Black (B) or High-Gloss White (W) modesty panels finish option:  
96" to 72" W (2400 to 1800 mm): add \$827;  
66" to 48" W (1650 to 1200 mm): add \$549.

<i>Modesty panels, recessed 16" H (400 mm) on both sides. To add a grommet/electrical module, refer to Standardized specials on page 15.</i>				
96 x 36 x 29½	2400 x 900 x 752	N_NN_RC3696A	1,536	1,867
90 x 36 x 29½	2250 x 900 x 752	N_NN_RC3690A	1,487	1,797
84 x 36 x 29½	2100 x 900 x 752	N_NN_RC3684A	1,438	1,729
78 x 36 x 29½	1950 x 900 x 752	N_NN_RC3678A	1,391	1,660
72 x 36 x 29½	1800 x 900 x 752	N_NN_RC3672A	1,342	1,597
66 x 36 x 29½	1650 x 900 x 752	N_NN_RC3666A	1,294	1,527
60 x 36 x 29½	1500 x 900 x 752	N_NN_RC3660A	1,246	1,461
54 x 36 x 29½	1350 x 900 x 752	N_NN_RC3654A	1,199	1,391
48 x 36 x 29½	1200 x 900 x 752	N_NN_RC3648A	1,150	1,329
<b>Specify the surface type (1, 2). Specify the modesty panels finish (B, W, N).</b>				
96 x 36 x 29½	2400 x 900 x 752	N_NN_RC3696A	1,680	2,010
90 x 36 x 29½	2250 x 900 x 752	N_NN_RC3690A	1,624	1,935
84 x 36 x 29½	2100 x 900 x 752	N_NN_RC3684A	1,570	1,860
78 x 36 x 29½	1950 x 900 x 752	N_NN_RC3678A	1,508	1,783
72 x 36 x 29½	1800 x 900 x 752	N_NN_RC3672A	1,453	1,707
66 x 36 x 29½	1650 x 900 x 752	N_NN_RC3666A	1,397	1,633
60 x 36 x 29½	1500 x 900 x 752	N_NN_RC3660A	1,337	1,558
54 x 36 x 29½	1350 x 900 x 752	N_NN_RC3654A	1,280	1,480
48 x 36 x 29½	1200 x 900 x 752	N_NN_RC3648A	1,226	1,406
<b>Specify the surface type (5, 6). Specify the modesty panels finish (B, W, N).</b>				
96 x 36 x 29½	2400 x 900 x 752	N_KN_RC3696A	2,225	2,589
90 x 36 x 29½	2250 x 900 x 752	N_KN_RC3690A	2,155	2,507
84 x 36 x 29½	2100 x 900 x 752	N_KN_RC3684A	2,095	2,424
78 x 36 x 29½	1950 x 900 x 752	N_KN_RC3678A	2,031	2,342
72 x 36 x 29½	1800 x 900 x 752	N_KN_RC3672A	1,969	2,259
66 x 36 x 29½	1650 x 900 x 752	N_KN_RC3666A	1,908	2,169
60 x 36 x 29½	1500 x 900 x 752	N_KN_RC3660A	1,844	2,085
54 x 36 x 29½	1350 x 900 x 752	N_KN_RC3654A	1,783	2,004
48 x 36 x 29½	1200 x 900 x 752	N_KN_RC3648A	1,723	1,921
<b>Knife edge (K). Specify the surface type (5, 6). Specify the modesty panels finish (B, W, N).</b>				

**COMPLEMENTARY FURNITURE**

**Console tables**



High-Gloss Black (B) or High-Gloss White (W) backs finish option: 96" to 72" W (2400 to 1800 mm): add \$827; 66" to 48" W (1650 to 1200 mm): add \$549.

7" (175 mm) recessed back on both sides. To add a grommet/electrical module, refer to Standardized specials on page 15.

W x D x H (in)	W x D x H (mm)	Code	All Laminate (\$)	HPL Surfaces (\$)
96 x 18 x 29½	2400 x 450 x 752	N_NN -TC1896	1,199	1,384
90 x 18 x 29½	2250 x 450 x 752	N_NN -TC1890	1,172	1,342
84 x 18 x 29½	2100 x 450 x 752	N_NN -TC1884	1,135	1,302
78 x 18 x 29½	1950 x 450 x 752	N_NN -TC1878	1,102	1,259
72 x 18 x 29½	1800 x 450 x 752	N_NN -TC1872	1,074	1,219
66 x 18 x 29½	1650 x 450 x 752	N_NN -TC1866	1,039	1,178
60 x 18 x 29½	1500 x 450 x 752	N_NN -TC1860	1,011	1,135
54 x 18 x 29½	1350 x 450 x 752	N_NN -TC1854	977	1,096
48 x 18 x 29½	1200 x 450 x 752	N_NN -TC1848	951	1,054

Specify the surface type (1, 2). Specify the backs finish (B, W, N).

96 x 18 x 29½	2400 x 450 x 752	N_NN -TC1896	1,280	1,472
90 x 18 x 29½	2250 x 450 x 752	N_NN -TC1890	1,246	1,425
84 x 18 x 29½	2100 x 450 x 752	N_NN -TC1884	1,211	1,377
78 x 18 x 29½	1950 x 450 x 752	N_NN -TC1878	1,172	1,329
72 x 18 x 29½	1800 x 450 x 752	N_NN -TC1872	1,135	1,289
66 x 18 x 29½	1650 x 450 x 752	N_NN -TC1866	1,102	1,239
60 x 18 x 29½	1500 x 450 x 752	N_NN -TC1860	1,068	1,191
54 x 18 x 29½	1350 x 450 x 752	N_NN -TC1854	1,026	1,150
48 x 18 x 29½	1200 x 450 x 752	N_NN -TC1848	993	1,102

Specify the surface type (5, 6). Specify the backs finish (B, W, N).

96 x 18 x 29½	2400 x 450 x 752	N_KN -TC1896	1,763	1,977
90 x 18 x 29½	2250 x 450 x 752	N_KN -TC1890	1,729	1,921
84 x 18 x 29½	2100 x 450 x 752	N_KN -TC1884	1,688	1,874
78 x 18 x 29½	1950 x 450 x 752	N_KN -TC1878	1,651	1,826
72 x 18 x 29½	1800 x 450 x 752	N_KN -TC1872	1,611	1,777
66 x 18 x 29½	1650 x 450 x 752	N_KN -TC1866	1,575	1,729
60 x 18 x 29½	1500 x 450 x 752	N_KN -TC1860	1,536	1,680
54 x 18 x 29½	1350 x 450 x 752	N_KN -TC1854	1,495	1,633
48 x 18 x 29½	1200 x 450 x 752	N_KN -TC1848	1,461	1,585

Knife edge (K). Specify the surface type (5, 6). Specify the backs finish (B, W, N).

**Magazine tables**



High-Gloss Black (B) or High-Gloss White (W) backs finish option: add \$117.

To add a grommet/electrical module, refer to Standardized specials on page 15.

60 x 24 x 14	1500 x 600 x 356	N_NN -ST246014	702	806
48 x 24 x 14	1200 x 600 x 356	N_NN -ST244814	675	749

Specify the surface type (1, 2). Specify the backs finish (B, W, N).

60 x 24 x 14	1500 x 600 x 356	N_NN -ST246014	765	862
48 x 24 x 14	1200 x 600 x 356	N_NN -ST244814	724	799

Specify the surface type (5, 6). Specify the backs finish (B, W, N).

60 x 24 x 14	1500 x 600 x 356	N_KN -ST246014	1,226	1,329
48 x 24 x 14	1200 x 600 x 356	N_KN -ST244814	1,164	1,233

Knife edge (K). Specify the surface type (5, 6). Specify the backs finish (B, W, N).

**Coffee tables**



High-Gloss Black (B) or High-Gloss White (W) backs finish option: add \$117.

To add a grommet/electrical module, refer to Standardized specials on page 15.

30 x 30 x 18	750 x 750 x 457	N_NN -ST303018	689	743
24 x 24 x 18	600 x 600 x 457	N_NN -ST242418	634	675

Specify the surface type (1, 2). Specify the backs finish (B, W, N).

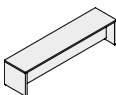
30 x 30 x 18	750 x 750 x 457	N_NN -ST303018	724	784
24 x 24 x 18	600 x 600 x 457	N_NN -ST242418	661	695

Specify the surface type (5, 6). Specify the backs finish (B, W, N).

30 x 30 x 18	750 x 750 x 457	N_KN -ST303018	840	902
24 x 24 x 18	600 x 600 x 457	N_KN -ST242418	765	806

Knife edge (K). Specify the surface type (5, 6). Specify the backs finish (B, W, N).

**Benches**



High-Gloss Black (B) or High-Gloss White (W) backs finish option: add \$117.

7" (175 mm) recessed back on both sides. To add a grommet/electrical module, refer to Standardized specials on page 15. 1 tone only. Can accommodate cushions.

96 x 18 x 18	2400 x 450 x 457	N_NNN-BCH189618	1,026	1,204
90 x 18 x 18	2250 x 450 x 457	N_NNN-BCH189018	1,000	1,164
84 x 18 x 18	2100 x 450 x 457	N_NNN-BCH188418	965	1,130
78 x 18 x 18	1950 x 450 x 457	N_NNN-BCH187818	935	1,088
72 x 18 x 18	1800 x 450 x 457	N_NNN-BCH187218	902	1,047
66 x 18 x 18	1650 x 450 x 457	N_NNN-BCH186618	875	1,005
60 x 18 x 18	1500 x 450 x 457	N_NNN-BCH186018	840	965
54 x 18 x 18	1350 x 450 x 457	N_NNN-BCH185418	813	923
48 x 18 x 18	1200 x 450 x 457	N_NNN-BCH184818	778	881

Specify the surface type (1, 2).

**Benches (cont'd)**

W x D x H (in)	W x D x H (mm)	Code	All Laminate (\$)	HPL Surfaces (\$)
96 x 18 x 18	2400 x 450 x 457	N_NNN-BCH189618	1,108	1,294
90 x 18 x 18	2250 x 450 x 457	N_NNN-BCH189018	1,074	1,246
84 x 18 x 18	2100 x 450 x 457	N_NNN-BCH188418	1,039	1,204
78 x 18 x 18	1950 x 450 x 457	N_NNN-BCH187818	1,005	1,156
72 x 18 x 18	1800 x 450 x 457	N_NNN-BCH187218	971	1,108
66 x 18 x 18	1650 x 450 x 457	N_NNN-BCH186618	930	1,060
60 x 18 x 18	1500 x 450 x 457	N_NNN-BCH186018	897	1,019
54 x 18 x 18	1350 x 450 x 457	N_NNN-BCH185418	862	971
48 x 18 x 18	1200 x 450 x 457	N_NNN-BCH184818	827	923

Specify the surface type (5, 6).

96 x 18 x 18	2400 x 450 x 457	N_KNN-BCH189618	1,585	1,783
90 x 18 x 18	2250 x 450 x 457	N_KNN-BCH189018	1,549	1,736
84 x 18 x 18	2100 x 450 x 457	N_KNN-BCH188418	1,508	1,688
78 x 18 x 18	1950 x 450 x 457	N_KNN-BCH187818	1,472	1,640
72 x 18 x 18	1800 x 450 x 457	N_KNN-BCH187218	1,433	1,592
66 x 18 x 18	1650 x 450 x 457	N_KNN-BCH186618	1,397	1,542
60 x 18 x 18	1500 x 450 x 457	N_KNN-BCH186018	1,357	1,495
54 x 18 x 18	1350 x 450 x 457	N_KNN-BCH185418	1,322	1,446
48 x 18 x 18	1200 x 450 x 457	N_KNN-BCH184818	1,280	1,397

Knife edge (K). Specify the surface type (5, 6).

**STORAGE MODULES – 21" H**

**Storage modules with drawers – 21" H**



High-Gloss Black (B) or High-Gloss White (W) fronts finish option: add \$78.

1 box drawer and 1 file drawer with soft-close. No soft-close mechanism on 24" (600 mm) wide file drawer. Suspension bar. Pencil tray. Lock. Can accommodate 1 cushion.

24 x 36 x 21	600 x 919 x 561	N_N -F362421	1,744	1,837
16 x 36 x 21	409 x 919 x 561	N_N -F361621	1,605	1,692
24 x 30 x 21	600 x 769 x 561	N_N -F302421	1,692	1,783
16 x 30 x 21	409 x 769 x 561	N_N -F301621	1,572	1,643
24 x 24 x 21	600 x 619 x 561	N_N -F242421	1,650	1,712
16 x 24 x 21	409 x 619 x 561	N_N -F241621	1,565	1,612
24 x 20 x 21	600 x 519 x 561	N_N -F202421	1,612	1,643
16 x 20 x 21	409 x 519 x 561	N_N -F201621	1,558	1,583

Specify the surface type (1, 2). Specify the handle curve: double (D), left (L) or right (R). Specify the fronts finish (B, W, N).

**Storage modules with drawers – 21" H**



High-Gloss Black (B) or High-Gloss White (W) fronts finish option: add \$117.

1 box drawer with soft-close and 1 file drawer with suspension bar. Pencil tray. Lock. Can accommodate 1 cushion.

36 x 36 x 21	900 x 919 x 561	N_N -UL363621	1,924	2,067
30 x 36 x 21	750 x 919 x 561	N_N -UL363021	1,819	1,960
36 x 30 x 21	900 x 769 x 561	N_N -UL303621	1,844	1,978
30 x 30 x 21	750 x 769 x 561	N_N -UL303021	1,759	1,875
36 x 24 x 21	900 x 619 x 561	N_N -UL243621	1,776	1,891
30 x 24 x 21	750 x 619 x 561	N_N -UL243021	1,698	1,791
36 x 20 x 21	900 x 519 x 561	N_N -UL203621	1,707	1,807
30 x 20 x 21	750 x 519 x 561	N_N -UL203021	1,641	1,711

Specify the surface type (1, 2). Specify the handle curve: double (D), left (L) or right (R). Specify the fronts finish (B, W, N).

**Storage modules with drawers on left, hidden space on right – 21" H**



High-Gloss Black (B) or High-Gloss White (W) fronts finish option: add \$154.

1 box drawer with soft-close and 1 file drawer with suspension bar. Pencil tray. Lock. 12" W (284 mm) hidden space on right. Can accommodate 1 cushion.

48 x 36 x 21	1200 x 919 x 561	N_N -364821ULS	2,271	2,467
42 x 36 x 21	1050 x 919 x 561	N_N -364221ULS	2,203	2,386
48 x 30 x 21	1200 x 769 x 561	N_N -304821ULS	2,203	2,386
42 x 30 x 21	1050 x 769 x 561	N_N -304221ULS	2,132	2,295
48 x 24 x 21	1200 x 619 x 561	N_N -244821ULS	2,107	2,261
42 x 24 x 21	1050 x 619 x 561	N_N -244221ULS	2,053	2,177
48 x 20 x 21	1200 x 519 x 561	N_N -204821ULS	2,015	2,143
42 x 20 x 21	1050 x 519 x 561	N_N -204221ULS	1,978	2,065

Specify the surface type (1, 2). Specify the handle curve: double (D), left (L) or right (R). Specify the fronts finish (B, W, N).

**Storage modules with drawers on right, hidden space on left – 21" H**



High-Gloss Black (B) or High-Gloss White (W) fronts finish option: add \$154.

1 box drawer with soft-close and 1 file drawer with suspension bar. Pencil tray. Lock. 12" W (284 mm) hidden space on left. Can accommodate 1 cushion.

48 x 36 x 21	1200 x 919 x 561	N_N -UL364821	2,271	2,467
42 x 36 x 21	1050 x 919 x 561	N_N -UL364221	2,203	2,386
48 x 30 x 21	1200 x 769 x 561	N_N -UL304821	2,203	2,386
42 x 30 x 21	1050 x 769 x 561	N_N -UL304221	2,132	2,295
48 x 24 x 21	1200 x 619 x 561	N_N -UL244821	2,107	2,261
42 x 24 x 21	1050 x 619 x 561	N_N -UL244221	2,053	2,177
48 x 20 x 21	1200 x 519 x 561	N_N -UL204821	2,015	2,143
42 x 20 x 21	1050 x 519 x 561	N_N -UL204221	1,978	2,065

Specify the surface type (1, 2). Specify the handle curve: double (D), left (L) or right (R). Specify the fronts finish (B, W, N).



W x D x H (in)	W x D x H (mm)	Code	All Laminate (\$)	HPL Surfaces (\$)
<b>Storage modules with drawers on left, open bookcase on right – 21" H</b>				
<i>1 box drawer and 1 file drawer with soft-close. Suspension bar. Pencil tray. Lock. Open bookcase without back on right. Can accommodate 1 cushion.</i>				
48 x 24 x 21	1200 x 619 x 561	N_N_-F244821BE	1,912	2,062
42 x 24 x 21	1050 x 619 x 561	N_N_-F244221BE	1,875	2,001
36 x 24 x 21	900 x 619 x 561	N_N_-F243621BE	1,819	1,944
30 x 24 x 21	750 x 619 x 561	N_N_-F243021BE	1,783	1,875
48 x 20 x 21	1200 x 519 x 561	N_N_-F204821BE	1,860	1,983
42 x 20 x 21	1050 x 519 x 561	N_N_-F204221BE	1,819	1,931
36 x 20 x 21	900 x 519 x 561	N_N_-F203621BE	1,791	1,884
30 x 20 x 21	750 x 519 x 561	N_N_-F203021BE	1,759	1,837
<b>Specify the surface type (1, 2). Specify the handle curve: right (R) or double (D). Specify the fronts finish (B, W, N).</b>				



High-Gloss Black (B) or High-Gloss White (W) fronts finish option: add \$78.

W x D x H (in)	W x D x H (mm)	Code	All Laminate (\$)	HPL Surfaces (\$)
<b>Storage modules with drawers on right, open bookcase on left – 21" H</b>				
<i>1 box drawer and 1 file drawer with soft-close. Suspension bar. Pencil tray. Lock. Open bookcase without back on left. Can accommodate 1 cushion.</i>				
48 x 24 x 21	1200 x 619 x 561	N_N_-BE244821F	1,912	2,062
42 x 24 x 21	1050 x 619 x 561	N_N_-BE244221F	1,875	2,001
36 x 24 x 21	900 x 619 x 561	N_N_-BE243621F	1,819	1,944
30 x 24 x 21	750 x 619 x 561	N_N_-BE243021F	1,783	1,875
48 x 20 x 21	1200 x 519 x 561	N_N_-BE204821F	1,860	1,983
42 x 20 x 21	1050 x 519 x 561	N_N_-BE204221F	1,819	1,931
36 x 20 x 21	900 x 519 x 561	N_N_-BE203621F	1,791	1,884
30 x 20 x 21	750 x 519 x 561	N_N_-BE203021F	1,759	1,837
<b>Specify the surface type (1, 2). Specify the handle curve: left (L) or double (D). Specify the fronts finish (B, W, N).</b>				



High-Gloss Black (B) or High-Gloss White (W) fronts finish option: add \$78.

W x D x H (in)	W x D x H (mm)	Code	All Laminate (\$)	HPL Surfaces (\$)
<b>Storage modules with drawers on left, CPU storage on right – 21" H</b>				
<i>1 box drawer and 1 file drawer with soft-close. Suspension bar. Pencil tray. Lock. Open CPU storage on right. Grommets on the surface and on the side of CPU storage. Can accommodate 1 cushion. CPU space: 7 1/2" W (193 mm).</i>				
24 x 36 x 21	600 x 919 x 561	N_N_-F362421CPU	1,712	1,819
24 x 30 x 21	600 x 769 x 561	N_N_-F302421CPU	1,665	1,759
24 x 24 x 21	600 x 619 x 561	N_N_-F242421CPU	1,612	1,692
<b>Specify the surface type (1, 2). Specify the handle curve: right (R) or double (D). Specify the fronts finish (B, W, N).</b>				



High-Gloss Black (B) or High-Gloss White (W) front finish option: add \$78.

W x D x H (in)	W x D x H (mm)	Code	All Laminate (\$)	HPL Surfaces (\$)
<b>Storage modules with drawers on right, CPU storage on left – 21" H</b>				
<i>1 box drawer and 1 file drawer with soft-close. Suspension bar. Pencil tray. Lock. Open CPU storage on left. Grommets on the surface and on the side of CPU storage. Can accommodate 1 cushion. CPU space: 7 1/2" W (193 mm).</i>				
24 x 36 x 21	600 x 919 x 561	N_N_-CPU362421F	1,712	1,819
24 x 30 x 21	600 x 769 x 561	N_N_-CPU302421F	1,665	1,759
24 x 24 x 21	600 x 619 x 561	N_N_-CPU242421F	1,612	1,692
<b>Specify the surface type (1, 2). Specify the handle curve: left (L) or double (D). Specify the fronts finish (B, W, N).</b>				



High-Gloss Black (B) or High-Gloss White (W) fronts finish option: add \$78.

W x D x H (in)	W x D x H (mm)	Code	All Laminate (\$)	HPL Surfaces (\$)
<b>Storage modules with drawers on left, CPU storage on right – 21" H</b>				
<i>1 box drawer with soft-close and 1 file drawer with suspension bar. Pencil tray. Lock. Open CPU storage on right. Grommets on the surface and on the side of CPU storage. Can accommodate 1 cushion. CPU space: 12" W (300 mm).</i>				
36 x 36 x 21	900 x 919 x 561	N_N_-UL363621CPU	1,852	2,030
36 x 30 x 21	900 x 769 x 561	N_N_-UL303621CPU	1,791	1,931
36 x 24 x 21	900 x 619 x 561	N_N_-UL243621CPU	1,737	1,844
<b>Specify the surface type (1, 2). Specify the handle curve: right (R) or double (D). Specify the fronts finish (B, W, N).</b>				



High-Gloss Black (B) or High-Gloss White (W) fronts finish option: add \$117.

W x D x H (in)	W x D x H (mm)	Code	All Laminate (\$)	HPL Surfaces (\$)
<b>Storage modules with drawers on right, CPU storage on left – 21" H</b>				
<i>1 box drawer with soft-close and 1 file drawer with suspension bar. Pencil tray. Lock. Open CPU storage on left. Grommets on the surface and on the side of CPU storage. Can accommodate 1 cushion. CPU space: 12" W (300 mm).</i>				
36 x 36 x 21	900 x 919 x 561	N_N_-CPU363621UL	1,852	2,030
36 x 30 x 21	900 x 769 x 561	N_N_-CPU303621UL	1,791	1,931
36 x 24 x 21	900 x 619 x 561	N_N_-CPU243621UL	1,737	1,844
<b>Specify the surface type (1, 2). Specify the handle curve: left (L) or double (D). Specify the fronts finish (B, W, N).</b>				



High-Gloss Black (B) or High-Gloss White (W) fronts finish option: add \$117.

W x D x H (in)	W x D x H (mm)	Code	All Laminate (\$)	HPL Surfaces (\$)
<b>Storage modules with doors – 21" H</b>				
<i>2 doors with soft-close. Lock. Can accommodate 1 cushion.</i>				
36 x 36 x 21	900 x 919 x 561	N_NN_-363621B	1,875	2,014
30 x 36 x 21	750 x 919 x 561	N_NN_-363021B	1,791	1,912
36 x 30 x 21	900 x 769 x 561	N_NN_-303621B	1,805	1,944
30 x 30 x 21	750 x 769 x 561	N_NN_-303021B	1,744	1,852
48 x 24 x 21	1200 x 619 x 561	N_NN_-244821B	1,737	1,862
42 x 24 x 21	1050 x 619 x 561	N_NN_-244221B	1,671	1,797
36 x 24 x 21	900 x 619 x 561	N_NN_-243621B	1,612	1,717
30 x 24 x 21	750 x 619 x 561	N_NN_-243021B	1,565	1,659
48 x 20 x 21	1200 x 519 x 561	N_NN_-204821B	1,692	1,807
42 x 20 x 21	1050 x 519 x 561	N_NN_-204221B	1,625	1,744
36 x 20 x 21	900 x 519 x 561	N_NN_-203621B	1,559	1,650
30 x 20 x 21	750 x 519 x 561	N_NN_-203021B	1,504	1,590
<b>Specify the surface type (1, 2). Specify the fronts finish (B, W, N).</b>				



High-Gloss Black (B) or High-Gloss White (W) fronts finish option: add \$154.  
48" to 42" W (1200 to 1050 mm); 2 adjustable shelves;  
36" to 30" W (900 to 750 mm) : 1 adjustable shelf.

W x D x H (in)	W x D x H (mm)	Code	All Laminate (\$)	HPL Surfaces (\$)
<b>Storage modules with door – 21" H</b>				
<i>1 door with soft-close. Lock. 1 adjustable shelf. Can accommodate 1 cushion.</i>				
24 x 36 x 21	600 x 919 x 561	N_NN_-362421B	1,371	1,479
16 x 36 x 21	409 x 919 x 561	N_NN_-361621B	1,271	1,341
24 x 30 x 21	600 x 769 x 561	N_NN_-302421B	1,331	1,425
16 x 30 x 21	409 x 769 x 561	N_NN_-301621B	1,239	1,293
24 x 24 x 21	600 x 619 x 561	N_NN_-242421B	1,284	1,364
16 x 24 x 21	409 x 619 x 561	N_NN_-241621B	1,208	1,256
24 x 20 x 21	600 x 519 x 561	N_NN_-202421B	1,248	1,318
16 x 20 x 21	409 x 519 x 561	N_NN_-201621B	1,172	1,215
<b>Specify the surface type (1, 2). Specify the handle curve: left (L) or Right (R). Specify the front finish (B, W, N)</b>				



High-Gloss Black (B) or High-Gloss White (W) front finish option: add \$78.

W x D x H (in)	W x D x H (mm)	Code	All Laminate (\$)	HPL Surfaces (\$)
<b>Storage modules with door on left, open bookcase on right – 21" H</b>				
<i>1 door with soft-close. Lock. 1 adjustable shelf. Open bookcase without back on right. Hinges on right. Can accommodate 1 cushion.</i>				
48 x 24 x 21	1200 x 619 x 561	N_NN_-B244821BE	1,471	1,612
42 x 24 x 21	1050 x 619 x 561	N_NN_-B244221BE	1,433	1,565
36 x 24 x 21	900 x 619 x 561	N_NN_-B243621BE	1,396	1,504
30 x 24 x 21	750 x 619 x 561	N_NN_-B243021BE	1,364	1,460
48 x 20 x 21	1200 x 519 x 561	N_NN_-B204821BE	1,403	1,536
42 x 20 x 21	1050 x 519 x 561	N_NN_-B204221BE	1,389	1,497
36 x 20 x 21	900 x 519 x 561	N_NN_-B203621BE	1,364	1,460
30 x 20 x 21	750 x 519 x 561	N_NN_-B203021BE	1,348	1,425
<b>Specify the surface type (1, 2). Specify the handle curve: right (R) or double (D). Specify the front finish (B, W, N)</b>				



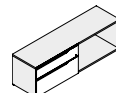
High-Gloss Black (B) or High-Gloss White (W) front finish option: add \$78.

W x D x H (in)	W x D x H (mm)	Code	All Laminate (\$)	HPL Surfaces (\$)
<b>Storage modules with door on right, open bookcase on left – 21" H</b>				
<i>1 door with soft-close. Lock. 1 adjustable shelf. Open bookcase without back on left. Hinges on left. Can accommodate 1 cushion.</i>				
48 x 24 x 21	1200 x 619 x 561	N_NN_-BE244821B	1,471	1,612
42 x 24 x 21	1050 x 619 x 561	N_NN_-BE244221B	1,433	1,565
36 x 24 x 21	900 x 619 x 561	N_NN_-BE243621B	1,396	1,504
30 x 24 x 21	750 x 619 x 561	N_NN_-BE243021B	1,364	1,460
48 x 20 x 21	1200 x 519 x 561	N_NN_-BE204821B	1,403	1,536
42 x 20 x 21	1050 x 519 x 561	N_NN_-BE204221B	1,389	1,497
36 x 20 x 21	900 x 519 x 561	N_NN_-BE203621B	1,364	1,460
30 x 20 x 21	750 x 519 x 561	N_NN_-BE203021B	1,348	1,425
<b>Specify the surface type (1, 2). Specify the handle curve: left (L) or double (D). Specify the front finish (B, W, N)</b>				



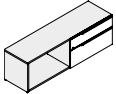
High-Gloss Black (B) or High-Gloss White (W) front finish option: add \$78.

W x D x H (in)	W x D x H (mm)	Code	All Laminate (\$)	HPL Surfaces (\$)
<b>Storage modules with drawers on left, open bookcase on right – 21" H</b>				
<i>1 box drawer with soft-close and 1 file drawer with suspension bar. Pencil tray. Lock. Open bookcase without back on right. Can accommodate 1 or 2 cushions.</i>				
72 x 20 x 21	1800 x 519 x 561	N_NN_-UL207221BE	2,025	2,193
60 x 20 x 21	1500 x 519 x 561	N_NN_-UL206021BE	1,907	2,062
<b>Specify the surface type (1, 2). Specify the handle curve: right (R) or double (D). Specify the fronts finish (B, W, N).</b>				



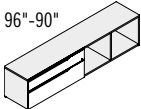
High-Gloss Black (B) or High-Gloss White (W) fronts finish option: add \$154.

W x D x H (in)	W x D x H (mm)	Code	All Laminate (\$)	HPL Surfaces (\$)
<b>Storage modules with drawers on right, open bookcase on left – 21" H</b>				
<i>1 box drawer with soft-close and 1 file drawer with suspension bar. Pencil tray. Lock. Open bookcase without back on left. Can accommodate 1 or 2 cushions.</i>				
72 x 20 x 21	1800 x 519 x 561	N_N_-BE207221UL	2,025	2,193
60 x 20 x 21	1500 x 519 x 561	N_N_-BE206021UL	1,907	2,062



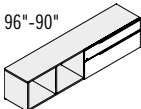
High-Gloss Black (B) or High-Gloss White (W) fronts finish option: add \$154.

W x D x H (in)	W x D x H (mm)	Code	All Laminate (\$)	HPL Surfaces (\$)
<b>Storage modules with drawers on left, hidden space on right, open bookcase on right – 21" H</b>				
<i>1 box drawer with soft-close and 1 file drawer with suspension bar. Pencil tray. Lock. 12" W (284 mm) hidden space on right. Open bookcase without back on right. Can accommodate 1 or 2 cushions.</i>				
96 x 20 x 21	2400 x 519 x 561	N_N_-ULS209621BE	2,513	2,750
90 x 20 x 21	2250 x 519 x 561	N_N_-ULS209021BE	2,487	2,720
84 x 20 x 21	2100 x 519 x 561	N_N_-ULS208421BE	2,348	2,560
78 x 20 x 21	1950 x 519 x 561	N_N_-ULS207821BE	2,317	2,519
72 x 20 x 21	1800 x 519 x 561	N_N_-ULS207221BE	2,254	2,434



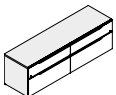
High-Gloss Black (B) or High-Gloss White (W) fronts finish option: add \$154.

W x D x H (in)	W x D x H (mm)	Code	All Laminate (\$)	HPL Surfaces (\$)
<b>Storage modules with drawers on right, hidden space on left, open bookcase on left – 21" H</b>				
<i>1 box drawer with soft-close and 1 file drawer with suspension bar. Pencil tray. Lock. 12" W (284 mm) hidden space on left. Open bookcase without back on left. Can accommodate 1 or 2 cushions.</i>				
96 x 20 x 21	2400 x 519 x 561	N_N_-BE209621ULS	2,513	2,750
90 x 20 x 21	2250 x 519 x 561	N_N_-BE209021ULS	2,487	2,720
84 x 20 x 21	2100 x 519 x 561	N_N_-BE208421ULS	2,348	2,560
78 x 20 x 21	1950 x 519 x 561	N_N_-BE207821ULS	2,317	2,519
72 x 20 x 21	1800 x 519 x 561	N_N_-BE207221ULS	2,254	2,434



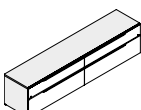
High-Gloss Black (B) or High-Gloss White (W) fronts finish option: add \$154.

W x D x H (in)	W x D x H (mm)	Code	All Laminate (\$)	HPL Surfaces (\$)
<b>Double storage modules with drawers – 21" H</b>				
<i>2 box drawers with soft-close and 2 file drawers with suspension bars. Pencil tray. Locks. Can accommodate 1 or 2 cushions.</i>				
72 x 20 x 21	1800 x 519 x 561	N_NN_-UL207221UL	3,031	3,209
60 x 20 x 21	1500 x 519 x 561	N_NN_-UL206021UL	2,952	3,209



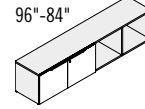
High-Gloss Black (B) or High-Gloss White (W) fronts finish option: add \$233.

W x D x H (in)	W x D x H (mm)	Code	All Laminate (\$)	HPL Surfaces (\$)
<b>Double storage modules with drawers, hidden spaces on right and left – 21" H</b>				
<i>2 box drawers with soft-close and 2 file drawers with suspension bars. Pencil tray. Locks. Left and right hidden spaces. Can accommodate 1 or 2 cushions.</i>				
<i>96" W (2400 mm): hidden space of 12" W (297 mm);</i>				
<i>90" W (2250 mm): hidden space of 9" W (222 mm);</i>				
<i>84" W (2100 mm): hidden space of 12" W (297 mm);</i>				
<i>78" W (1950 mm): hidden space of 9" W (222 mm);</i>				
<i>72" W (1800 mm): hidden space of 12" W (297 mm).</i>				
96 x 20 x 21	2400 x 519 x 561	N_NN_-ULS209621ULS	3,596	3,836
90 x 20 x 21	2250 x 519 x 561	N_NN_-ULS209021ULS	3,533	3,756
84 x 20 x 21	2100 x 519 x 561	N_NN_-ULS208421ULS	3,473	3,673
78 x 20 x 21	1950 x 519 x 561	N_NN_-ULS207821ULS	3,409	3,589
72 x 20 x 21	1800 x 519 x 561	N_NN_-ULS207221ULS	3,341	3,518



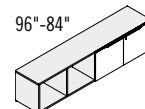
High-Gloss Black (B) or High-Gloss White (W) fronts finish option: add \$311.

W x D x H (in)	W x D x H (mm)	Code	All Laminate (\$)	HPL Surfaces (\$)
<b>Storage modules with doors on left, open bookcase on right – 21" H</b>				
<i>2 doors with soft-close. Lock. Open bookcase without back on right. Can accommodate 1 or 2 cushions.</i>				
<i>96" to 84" W (2400 to 2100 mm): 2 adjustable shelves;</i>				
<i>78" to 60" W (1950 to 1500 mm): 1 adjustable shelf.</i>				
96 x 20 x 21	2400 x 519 x 561	N_NN_-B209621BE	2,014	2,261
90 x 20 x 21	2250 x 519 x 561	N_NN_-B209021BE	1,968	2,193
84 x 20 x 21	2100 x 519 x 561	N_NN_-B208421BE	1,912	2,125
78 x 20 x 21	1950 x 519 x 561	N_NN_-B207821BE	1,692	1,867
72 x 20 x 21	1800 x 519 x 561	N_NN_-B207221BE	1,612	1,797
66 x 20 x 21	1650 x 519 x 561	N_NN_-B206621BE	1,565	1,717
60 x 20 x 21	1500 x 519 x 561	N_NN_-B206021BE	1,504	1,659



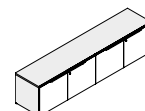
High-Gloss Black (B) or High-Gloss White (W) fronts finish option: add \$154.

W x D x H (in)	W x D x H (mm)	Code	All Laminate (\$)	HPL Surfaces (\$)
<b>Storage modules with doors on right, open bookcase on left – 21" H</b>				
<i>2 doors with soft-close. Lock. Open bookcase without back on left. Can accommodate 1 or 2 cushions.</i>				
<i>96" to 84" W (2400 to 2100 mm): 2 adjustable shelves;</i>				
<i>78" to 60" W (1950 to 1500 mm): 1 adjustable shelf.</i>				
96 x 20 x 21	2400 x 519 x 561	N_NN_-BE209621B	2,014	2,261
90 x 20 x 21	2250 x 519 x 561	N_NN_-BE209021B	1,968	2,193
84 x 20 x 21	2100 x 519 x 561	N_NN_-BE208421B	1,912	2,125
78 x 20 x 21	1950 x 519 x 561	N_NN_-BE207821B	1,692	1,867
72 x 20 x 21	1800 x 519 x 561	N_NN_-BE207221B	1,612	1,797
66 x 20 x 21	1650 x 519 x 561	N_NN_-BE206621B	1,565	1,717
60 x 20 x 21	1500 x 519 x 561	N_NN_-BE206021B	1,504	1,659



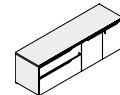
High-Gloss Black (B) or High-Gloss White (W) fronts finish option: add \$154.

W x D x H (in)	W x D x H (mm)	Code	All Laminate (\$)	HPL Surfaces (\$)
<b>Double storage modules with doors – 21" H</b>				
<i>4 doors with soft-close. Locks. Can accommodate 1 or 2 cushions.</i>				
<i>96" to 84" W (2400 to 2100 mm): 4 adjustable shelves;</i>				
<i>78" to 60" W (1950 to 1500 mm): 2 adjustable shelves.</i>				
96 x 20 x 21	2400 x 519 x 561	N_NN_-B209621B	2,704	2,945
90 x 20 x 21	2250 x 519 x 561	N_NN_-B209021B	2,643	2,882
84 x 20 x 21	2100 x 519 x 561	N_NN_-B208421B	2,597	2,813
78 x 20 x 21	1950 x 519 x 561	N_NN_-B207821B	2,309	2,513
72 x 20 x 21	1800 x 519 x 561	N_NN_-B207221B	2,261	2,441
66 x 20 x 21	1650 x 519 x 561	N_NN_-B206621B	2,216	2,395
60 x 20 x 21	1500 x 519 x 561	N_NN_-B206021B	2,155	2,309



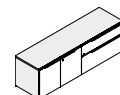
High-Gloss Black (B) or High-Gloss White (W) fronts finish option: add \$311.

W x D x H (in)	W x D x H (mm)	Code	All Laminate (\$)	HPL Surfaces (\$)
<b>Storage modules with drawers on left and doors on right – 21" H</b>				
<i>1 box drawer with soft-close and 1 file drawer with suspension bar on left. Pencil tray. Locks. 2 doors with soft-close on right. 1 adjustable shelf. Can accommodate 1 or 2 cushions.</i>				
72 x 20 x 21	1800 x 519 x 561	N_N_-UL207221B	2,526	2,711
60 x 20 x 21	1500 x 519 x 561	N_N_-UL206021B	2,417	2,573



High-Gloss Black (B) or High-Gloss White (W) fronts finish option: add \$233.

W x D x H (in)	W x D x H (mm)	Code	All Laminate (\$)	HPL Surfaces (\$)
<b>Storage modules with drawers on right and doors on left – 21" H</b>				
<i>1 box drawer with soft-close and 1 file drawer with suspension bar on right. Pencil tray. Locks. 2 doors with soft-close on left. 1 adjustable shelf. Can accommodate 1 or 2 cushions.</i>				
72 x 20 x 21	1800 x 519 x 561	N_N_-B207221UL	2,526	2,711
60 x 20 x 21	1500 x 519 x 561	N_N_-B206021UL	2,417	2,573



High-Gloss Black (B) or High-Gloss White (W) fronts finish option: add \$233.

2-TONE LAMINATE APPLICATION: SHADED AREA CORRESPONDS TO THE FIRST CODE TO BE SPECIFIED. SECOND LAMINATE CODE WILL BE APPLIED TO THE REST OF THE PRODUCT.

W x D x H (in)	W x D x H (mm)	Code	All Laminate (\$)	HPL Surfaces (\$)
<b>Storage modules with drawers on left, hidden space on right, doors on right – 21" H</b>				
<i>1 box drawer with soft-close and 1 file drawer with suspension bar on left. Pencil tray. Locks. 12" W (299 mm) right hidden space. 2 doors with soft-close on right. Can accommodate 1 or 2 cushions. 96" to 90" W (2400 to 2250 mm): 2 adjustable shelves; 84" to 78" W (2100 to 1950 mm): 1 adjustable shelf.</i>				
96"-90"	96 x 20 x 21	2400 x 519 x 561	N_N_-ULS209621B	3,109 3,347
	90 x 20 x 21	2250 x 519 x 561	N_N_-ULS209021B	3,055 3,285
	84 x 20 x 21	2100 x 519 x 561	N_N_-ULS208421B	2,830 3,036
	78 x 20 x 21	1950 x 519 x 561	N_N_-ULS207821B	2,767 2,970
<b>Specify the surface type (1, 2). Specify the handle curve: right (R) or double (D). Specify the fronts finish (B, W, N).</b>				

High-Gloss Black (B) or High-Gloss White (W) fronts finish option: add \$301.

W x D x H (in)	W x D x H (mm)	Code	All Laminate (\$)	HPL Surfaces (\$)
<b>Storage modules with drawers on right, hidden space on left, doors on left – 21" H</b>				
<i>1 box drawer with soft-close and 1 file drawer with suspension bar on right. Pencil tray. Locks. 12" W (299 mm) left hidden space. 2 doors with soft-close on left. Can accommodate 1 or 2 cushions. 96" to 90" W (2400 to 2250 mm): 2 adjustable shelves; 84" to 78" W (2100 to 1950 mm): 1 adjustable shelf.</i>				
96"-90"	96 x 20 x 21	2400 x 519 x 561	N_N_-B209621ULS	3,109 3,347
	90 x 20 x 21	2250 x 519 x 561	N_N_-B209021ULS	3,055 3,285
	84 x 20 x 21	2100 x 519 x 561	N_N_-B208421ULS	2,830 3,036
	78 x 20 x 21	1950 x 519 x 561	N_N_-B207821ULS	2,767 2,970
<b>Specify the surface type (1, 2). Specify the handle curve: left (L) or double (D). Specify the fronts finish (B, W, N).</b>				

High-Gloss Black (B) or High-Gloss White (W) fronts finish option: add \$311.

**STORAGE MODULES – 27" H**

W x D x H (in)	W x D x H (mm)	Code	All Laminate (\$)	HPL Surfaces (\$)
<b>Storage modules with drawers – 27" H</b>				
<i>2 file drawers with soft-close. No soft-close mechanism on 24" (600 mm) wide file drawer. Suspension bars. Locks.</i>				
	24 x 24 x 27	600 x 619 x 690	N_N_-FF242427	1,515 1,651
	16 x 24 x 27	409 x 619 x 690	N_N_-FF241627	1,418 1,536
	24 x 20 x 27	600 x 519 x 690	N_N_-FF202427	1,467 1,597
	16 x 20 x 27	409 x 519 x 690	N_N_-FF201627	1,371 1,480
<b>Specify the surface type (1, 2). Specify the handle curve: double (D), left (L) or right (R). Specify the fronts finish (B, W, N).</b>				

W x D x H (in)	W x D x H (mm)	Code	All Laminate (\$)	HPL Surfaces (\$)
<b>Storage modules with drawers – 27" H</b>				
<i>2 box drawers and 1 file drawer with soft-close. No soft-close mechanism on 24" (600 mm) wide file drawer. Suspension bar. Pencil tray. Lock.</i>				
	24 x 24 x 27	600 x 619 x 690	N_N_-UF242427	1,791 1,948
	16 x 24 x 27	409 x 619 x 690	N_N_-UF241627	1,707 1,844
	24 x 20 x 27	600 x 519 x 690	N_N_-UF202427	1,748 1,893
	16 x 20 x 27	409 x 519 x 690	N_N_-UF201627	1,666 1,797
<b>Specify the surface type (1, 2). Specify the handle curve: double (D), left (L) or right (R). Specify the fronts finish (B, W, N).</b>				

W x D x H (in)	W x D x H (mm)	Code	All Laminate (\$)	HPL Surfaces (\$)
<b>Storage modules with drawers – 27" H</b>				
<i>2 file drawers with suspension bars. Lock.</i>				
	36 x 24 x 27	900 x 619 x 690	N_N_-LF243627	1,688 1,860
	30 x 24 x 27	750 x 619 x 690	N_N_-LF243027	1,624 1,783
	36 x 20 x 27	900 x 519 x 690	N_N_-LF203627	1,651 1,809
	30 x 20 x 27	750 x 519 x 690	N_N_-LF203027	1,592 1,736
<b>Specify the surface type (1, 2). Specify the handle curve: double (D), left (L) or right (R). Specify the fronts finish (B, W, N).</b>				

W x D x H (in)	W x D x H (mm)	Code	All Laminate (\$)	HPL Surfaces (\$)
<b>Storage modules with drawers – 27" H</b>				
<i>2 box drawers with soft-close. 1 file drawer. Suspension bar. Pencil tray. Lock.</i>				
	36 x 24 x 27	900 x 619 x 690	N_N_-LUF243627	1,990 2,183
	30 x 24 x 27	750 x 619 x 690	N_N_-LUF243027	1,928 2,101
	36 x 20 x 27	900 x 519 x 690	N_N_-LUF203627	1,957 2,135
	30 x 20 x 27	750 x 519 x 690	N_N_-LUF203027	1,893 2,052
<b>Specify the surface type (1, 2). Specify the handle curve: double (D), left (L) or right (R). Specify the fronts finish (B, W, N).</b>				

High-Gloss Black (B) or High-Gloss White (W) fronts finish option: add \$154.

W x D x H (in)	W x D x H (mm)	Code	All Laminate (\$)	HPL Surfaces (\$)
<b>Storage modules with drawers on left, hidden space on right – 27" H</b>				
<i>2 file drawers with suspension bars. Lock. 12" W (284 mm) hidden space on right.</i>				
	48 x 24 x 27	1200 x 619 x 690	N_N_-244827LFS	2,010 2,225
	42 x 24 x 27	1050 x 619 x 690	N_N_-244227LFS	1,957 2,155
	48 x 20 x 27	1200 x 519 x 690	N_N_-204827LFS	1,962 2,155
	42 x 20 x 27	1050 x 519 x 690	N_N_-204227LFS	1,908 2,095
<b>Specify the surface type (1, 2). Specify the handle curve: double (D), left (L) or right (R). Specify the fronts finish (B, W, N).</b>				

W x D x H (in)	W x D x H (mm)	Code	All Laminate (\$)	HPL Surfaces (\$)
<b>Storage modules with drawers on right, hidden space on left – 27" H</b>				
<i>2 file drawers with suspension bars. Lock. 12" W (284 mm) hidden space on left.</i>				
	48 x 24 x 27	1200 x 619 x 690	N_N_-LFS244827	2,010 2,225
	42 x 24 x 27	1050 x 619 x 690	N_N_-LFS244227	1,957 2,155
	48 x 20 x 27	1200 x 519 x 690	N_N_-LFS204827	1,962 2,155
	42 x 20 x 27	1050 x 519 x 690	N_N_-LFS204227	1,908 2,095
<b>Specify the surface type (1, 2). Specify the handle curve: double (D), left (L) or right (R). Specify the fronts finish (B, W, N).</b>				

W x D x H (in)	W x D x H (mm)	Code	All Laminate (\$)	HPL Surfaces (\$)
<b>Storage modules with drawers on left, open bookcase on right – 27" H</b>				
<i>2 file drawers with soft-close. Suspension bar. Lock. Open bookcase without back on right. 1 adjustable shelf.</i>				
	48 x 24 x 27	1200 x 619 x 690	N_N_-FF244827BE	1,818 1,982
	42 x 24 x 27	1050 x 619 x 690	N_N_-FF244227BE	1,783 1,942
	36 x 24 x 27	900 x 619 x 690	N_N_-FF243627BE	1,748 1,893
	30 x 24 x 27	750 x 619 x 690	N_N_-FF243027BE	1,723 1,844
	48 x 20 x 27	1200 x 519 x 690	N_N_-FF204827BE	1,742 1,886
	42 x 20 x 27	1050 x 519 x 690	N_N_-FF204227BE	1,707 1,844
	36 x 20 x 27	900 x 519 x 690	N_N_-FF203627BE	1,680 1,804
	30 x 20 x 27	750 x 519 x 690	N_N_-FF203027BE	1,645 1,763
<b>Specify the surface type (1, 2). Specify the handle curve: right (R) or double (D). Specify the front finish (B, W, N).</b>				

W x D x H (in)	W x D x H (mm)	Code	All Laminate (\$)	HPL Surfaces (\$)
<b>Storage modules with drawers on right, open bookcase on left – 27" H</b>				
<i>2 file drawers with soft-close. Suspension bars. Lock. Open bookcase without back on left. 1 adjustable shelf.</i>				
	48 x 24 x 27	1200 x 619 x 690	N_N_-BE244827FF	1,818 1,982
	42 x 24 x 27	1050 x 619 x 690	N_N_-BE244227FF	1,783 1,942
	36 x 24 x 27	900 x 619 x 690	N_N_-BE243627FF	1,748 1,893
	30 x 24 x 27	750 x 619 x 690	N_N_-BE243027FF	1,723 1,844
	48 x 20 x 27	1200 x 519 x 690	N_N_-BE204827FF	1,742 1,886
	42 x 20 x 27	1050 x 519 x 690	N_N_-BE204227FF	1,707 1,844
	36 x 20 x 27	900 x 519 x 690	N_N_-BE203627FF	1,680 1,804
	30 x 20 x 27	750 x 519 x 690	N_N_-BE203027FF	1,645 1,763
<b>Specify the surface type (1, 2). Specify the handle curve: left (L) or double (D). Specify the fronts finish (B, W, N).</b>				


W x D x H (in)	W x D x H (mm)	Code	All Laminate (\$)	HPL Surfaces (\$)
<b>Storage modules with drawers on left, open bookcase on right – 27" H</b>				
<i>2 box drawers and 1 file drawer with soft-close. Suspension bar. Pencil tray. Lock. Open bookcase without back on right. 1 adjustable shelf.</i>				
	48 x 24 x 27	1200 x 619 x 690	N_N_-UF244827BE	2,031 2,204
	42 x 24 x 27	1050 x 619 x 690	N_N_-UF244227BE	2,004 2,161
	36 x 24 x 27	900 x 619 x 690	N_N_-UF243627BE	1,977 2,120
	30 x 24 x 27	750 x 619 x 690	N_N_-UF243027BE	1,948 2,079
	48 x 20 x 27	1200 x 519 x 690	N_N_-UF204827BE	1,962 2,107
	42 x 20 x 27	1050 x 519 x 690	N_N_-UF204227BE	1,935 2,073
	36 x 20 x 27	900 x 519 x 690	N_N_-UF203627BE	1,908 2,031
	30 x 20 x 27	750 x 519 x 690	N_N_-UF203027BE	1,879 1,998
<b>Specify the surface type (1, 2). Specify the handle curve: right (R) or double (D). Specify the fronts finish (B, W, N).</b>				


W x D x H (in)	W x D x H (mm)	Code	All Laminate (\$)	HPL Surfaces (\$)
<b>Storage modules with drawers on right, open bookcase on left – 27" H</b>				
<i>2 box drawers and 1 file drawer with soft-close. Suspension bar. Pencil tray. Lock. Open bookcase without back on left. 1 adjustable shelf.</i>				
	48 x 24 x 27	1200 x 619 x 690	N_N_-BE244827UF	2,031 2,204
	42 x 24 x 27	1050 x 619 x 690	N_N_-BE244227UF	2,004 2,161
	36 x 24 x 27	900 x 619 x 690	N_N_-BE243627UF	1,977 2,120
	30 x 24 x 27	750 x 619 x 690	N_N_-BE243027UF	1,948 2,079
	48 x 20 x 27	1200 x 519 x 690	N_N_-BE204827UF	1,962 2,107
	42 x 20 x 27	1050 x 519 x 690	N_N_-BE204227UF	1,935 2,073
	36 x 20 x 27	900 x 519 x 690	N_N_-BE203627UF	1,908 2,031
	30 x 20 x 27	750 x 519 x 690	N_N_-BE203027UF	1,879 1,998
<b>Specify the surface type (1, 2). Specify the handle curve: left (L) or double (D). Specify the fronts finish (B, W, N).</b>				


W x D x H (in)	W x D x H (mm)	Code	All Laminate (\$)	HPL Surfaces (\$)
<b>Storage modules with drawers on left, hidden space on right – 27" H</b>				
<i>2 file drawers with suspension bars. Lock. 12" W (284 mm) hidden space on right.</i>				
	48 x 24 x 27	1200 x 619 x 690	N_N_-244827LFS	2,010 2,225
	42 x 24 x 27	1050 x 619 x 690	N_N_-244227LFS	1,957 2,155
	48 x 20 x 27	1200 x 519 x 690	N_N_-204827LFS	1,962 2,155
	42 x 20 x 27	1050 x 519 x 690	N_N_-204227LFS	1,908 2,095
<b>Specify the surface type (1, 2). Specify the handle curve: double (D), left (L) or right (R). Specify the fronts finish (B, W, N).</b>				


High-Gloss Black (B) or High-Gloss White (W) fronts finish option: add \$78.





	W x D x H (in)	W x D x H (mm)	Code	All Laminate (\$)	HPL Surfaces (\$)
<b>Storage modules with doors – 27" H</b>	<i>2 doors with soft-close. Lock. 48" to 42" W (1200 to 1050 mm): 2 adjustable shelves; 36" to 30" W (900 to 750 mm): 1 adjustable shelf.</i>				
	48 x 24 x 27	1200 x 619 x 690	N_NN_-244827B	1,714	1,874
	42 x 24 x 27	1050 x 619 x 690	N_NN_-244227B	1,597	1,742
	36 x 24 x 27	900 x 619 x 690	N_NN_-243627B	1,480	1,605
	30 x 24 x 27	750 x 619 x 690	N_NN_-243027B	1,357	1,472
	48 x 20 x 27	1200 x 519 x 690	N_NN_-204827B	1,660	1,804
	42 x 20 x 27	1050 x 519 x 690	N_NN_-204227B	1,542	1,672
	36 x 20 x 27	900 x 519 x 690	N_NN_-203627B	1,433	1,542
	30 x 20 x 27	750 x 519 x 690	N_NN_-203027B	1,315	1,418
	<b>Specify the surface type (1, 2). Specify the fronts finish (B, W, N).</b>				

	W x D x H (in)	W x D x H (mm)	Code	All Laminate (\$)	HPL Surfaces (\$)
<b>Storage modules with door – 27" H</b>	<i>1 door with soft-close. Lock. 1 adjustable shelf.</i>				
	24 x 24 x 27	600 x 619 x 690	N_N_-242427B	1,135	1,233
	16 x 24 x 27	409 x 619 x 690	N_N_-241627B	1,060	1,143
	24 x 20 x 27	600 x 519 x 690	N_N_-202427B	1,102	1,191
	16 x 20 x 27	409 x 519 x 690	N_N_-201627B	1,026	1,096
	<b>Specify the surface type (1, 2). Specify the handle curve: left (L) or right (R). Specify the front finish (B, W, N).</b>				


	W x D x H (in)	W x D x H (mm)	Code	All Laminate (\$)	HPL Surfaces (\$)
<b>Storage modules with door on left, open bookcase on right – 27" H</b>	<i>1 door with soft-close. Lock. Open bookcase without back on right. Hinges on right. 2 adjustable shelves.</i>				
	48 x 24 x 27	1200 x 619 x 690	N_N_-B244827BE	1,467	1,618
	42 x 24 x 27	1050 x 619 x 690	N_N_-B244227BE	1,433	1,575
	36 x 24 x 27	900 x 619 x 690	N_N_-B243627BE	1,406	1,536
	30 x 24 x 27	750 x 619 x 690	N_N_-B243027BE	1,377	1,495
	48 x 20 x 27	1200 x 519 x 690	N_N_-B204827BE	1,384	1,515
	42 x 20 x 27	1050 x 519 x 690	N_N_-B204227BE	1,357	1,480
	36 x 20 x 27	900 x 519 x 690	N_N_-B203627BE	1,329	1,438
	30 x 20 x 27	750 x 519 x 690	N_N_-B203027BE	1,302	1,397
	<b>Specify the surface type (1, 2). Specify the handle curve: right (R) or double (D). Specify the front finish (B, W, N).</b>				


	W x D x H (in)	W x D x H (mm)	Code	All Laminate (\$)	HPL Surfaces (\$)
<b>Storage modules with door on right, open bookcase on left – 27" H</b>	<i>1 door with soft-close. Lock. Open bookcase without back on left. Hinges on left. 2 adjustable shelves.</i>				
	48 x 24 x 27	1200 x 619 x 690	N_N_-BE244827B	1,467	1,618
	42 x 24 x 27	1050 x 619 x 690	N_N_-BE244227B	1,433	1,575
	36 x 24 x 27	900 x 619 x 690	N_N_-BE243627B	1,406	1,536
	30 x 24 x 27	750 x 619 x 690	N_N_-BE243027B	1,377	1,495
	48 x 20 x 27	1200 x 519 x 690	N_N_-BE204827B	1,384	1,515
	42 x 20 x 27	1050 x 519 x 690	N_N_-BE204227B	1,357	1,480
	36 x 20 x 27	900 x 519 x 690	N_N_-BE203627B	1,329	1,438
	30 x 20 x 27	750 x 519 x 690	N_N_-BE203027B	1,302	1,397
	<b>Specify the surface type (1, 2). Specify the handle curve: left (L) or double (D). Specify the front finish (B, W, N).</b>				


	W x D x H (in)	W x D x H (mm)	Code	All Laminate (\$)	HPL Surfaces (\$)
<b>Storage modules with drawers on left, open bookcase on right – 27" H</b>	<i>2 file drawers with suspension bars. Lock. Open bookcase without back on right. 1 adjustable shelf.</i>				
	72 x 20 x 27	1800 x 519 x 690	N_N_-LF207227BE	2,135	2,342
	60 x 20 x 27	1500 x 519 x 690	N_N_-LF206027BE	2,031	2,210
	<b>Specify the surface type (1, 2). Specify the handle curve: right (R) or double (D). Specify the fronts finish (B, W, N).</b>				


	W x D x H (in)	W x D x H (mm)	Code	All Laminate (\$)	HPL Surfaces (\$)
<b>Storage modules with drawers on right, open bookcase on left – 27" H</b>	<i>2 file drawers with suspension bars. Lock. Open bookcase without back on left. 1 adjustable shelf.</i>				
	72 x 20 x 27	1800 x 519 x 690	N_N_-BE207227LF	2,135	2,342
	60 x 20 x 27	1500 x 519 x 690	N_N_-BE206027LF	2,031	2,210
	<b>Specify the surface type (1, 2). Specify the handle curve: left (L) or double (D). Specify the fronts finish (B, W, N).</b>				


High-Gloss Black (B) or High-Gloss White (W) fronts finish option: add \$233.


	W x D x H (in)	W x D x H (mm)	Code	All Laminate (\$)	HPL Surfaces (\$)
<b>Storage modules with drawers on left, open bookcase on right – 27" H</b>	<i>2 box drawers with soft-close and 1 file drawer. Suspension bar. Pencil tray. Lock. Open bookcase without back on right. 1 adjustable shelf.</i>				
	72 x 20 x 27	1800 x 519 x 690	N_N_-LUF207227BE	2,362	2,568
	60 x 20 x 27	1500 x 519 x 690	N_N_-LUF206027BE	2,251	2,438
	<b>Specify the surface type (1, 2). Specify the handle curve: right (R) or double (D). Specify the fronts finish (B, W, N).</b>				

	W x D x H (in)	W x D x H (mm)	Code	All Laminate (\$)	HPL Surfaces (\$)
<b>Storage modules with drawers on right, open bookcase on left – 27" H</b>	<i>2 box drawers with soft-close and 1 file drawer. Suspension bar. Pencil tray. Lock. Open bookcase without back on left. 1 adjustable shelf.</i>				
	72 x 20 x 27	1800 x 519 x 690	N_N_-BE207227LUF	2,362	2,568
	60 x 20 x 27	1500 x 519 x 690	N_N_-BE206027LUF	2,251	2,438
	<b>Specify the surface type (1, 2). Specify the handle curve: left (L) or double (D). Specify the fronts finish (B, W, N).</b>				

	W x D x H (in)	W x D x H (mm)	Code	All Laminate (\$)	HPL Surfaces (\$)
<b>Storage modules with drawers on left, hidden space on right, open bookcase on right – 27" H</b>	<i>2 file drawers with suspension bar. Lock. 12" W (284 mm) hidden space on right. Open bookcase without back on right. 96" to 90" W (2400 to 2250 mm): 2 adjustable shelves; 84" to 72" W (2100 to 1800 mm): 1 adjustable shelf.</i>				
	96"-90"	2400 x 519 x 690	N_N_-LFS209627BE	2,726	2,996
	90 x 20 x 27	2250 x 519 x 690	N_N_-LFS209027BE	2,645	2,893
	84 x 20 x 27	2100 x 519 x 690	N_N_-LFS208427BE	2,554	2,796
	78 x 20 x 27	1950 x 519 x 690	N_N_-LFS207827BE	2,472	2,700
	72 x 20 x 27	1800 x 519 x 690	N_N_-LFS207227BE	2,382	2,602
	<b>Specify the surface type (1, 2). Specify the handle curve: right (R) or double (D). Specify the fronts finish (B, W, N).</b>				

	W x D x H (in)	W x D x H (mm)	Code	All Laminate (\$)	HPL Surfaces (\$)
<b>Storage modules with drawers on right, hidden space on left, open bookcase on left – 27" H</b>	<i>2 file drawers with suspension bar. Lock. 12" W (284 mm) hidden space on left. Open bookcase without back on left. 96" to 90" W (2400 to 2250 mm): 2 adjustable shelves; 84" to 72" W (2100 to 1800 mm): 1 adjustable shelf.</i>				
	96"-90"	2400 x 519 x 690	N_N_-BE209627LFS	2,726	2,996
	90 x 20 x 27	2250 x 519 x 690	N_N_-BE209027LFS	2,645	2,893
	84 x 20 x 27	2100 x 519 x 690	N_N_-BE208427LFS	2,554	2,796
	78 x 20 x 27	1950 x 519 x 690	N_N_-BE207827LFS	2,472	2,700
	72 x 20 x 27	1800 x 519 x 690	N_N_-BE207227LFS	2,382	2,602
	<b>Specify the surface type (1, 2). Specify the handle curve: left (L) or double (D). Specify the fronts finish (B, W, N).</b>				

	W x D x H (in)	W x D x H (mm)	Code	All Laminate (\$)	HPL Surfaces (\$)
<b>Double storage modules with drawers – 27" H</b>	<i>4 file drawers with suspension bars. Lock.</i>				
	72 x 20 x 27	1800 x 519 x 690	N_NN_-LF207227LF	3,106	3,353
	60 x 20 x 27	1500 x 519 x 690	N_NN_-LF206027LF	2,968	3,186
	<b>Specify the surface type (1, 2). Specify the fronts finish (B, W, N).</b>				

	W x D x H (in)	W x D x H (mm)	Code	All Laminate (\$)	HPL Surfaces (\$)
<b>Storage modules with drawers on left, open bookcase on right – 27" H</b>	<i>2 box drawers with soft-close and 1 file drawer. Suspension bar. Pencil tray. Lock. Open bookcase without back on right. 1 adjustable shelf.</i>				
	72 x 20 x 27	1800 x 519 x 690	N_NN_-LUF207227LF	3,106	3,353
	60 x 20 x 27	1500 x 519 x 690	N_NN_-LUF206027LF	2,968	3,186
	<b>Specify the surface type (1, 2). Specify the fronts finish (B, W, N).</b>				

High-Gloss Black (B) or High-Gloss White (W) fronts finish option: add \$371.

	W x D x H (in)	W x D x H (mm)	Code	All Laminate (\$)	HPL Surfaces (\$)
<b>Storage modules with doors on left, open bookcase on right – 27" H</b>					
<i>2 doors with soft-close. Lock. Open bookcase without back on right. 96" to 84" W (2400 to 2100 mm): 4 adjustable shelves; 78" to 60" W (1950 to 1500 mm): 2 adjustable shelves.</i>					
96"-84"	96 x 20 x 27	2400 x 519 x 690	N_NN_-B209627BE	2,424	2,678
	90 x 20 x 27	2250 x 519 x 690	N_NN_-B209027BE	2,307	2,548
	84 x 20 x 27	2100 x 519 x 690	N_NN_-B208427BE	2,190	2,417
	78 x 20 x 27	1950 x 519 x 690	N_NN_-B207827BE	2,073	2,285
	72 x 20 x 27	1800 x 519 x 690	N_NN_-B207227BE	1,962	2,155
	66 x 20 x 27	1650 x 519 x 690	N_NN_-B206627BE	1,844	2,026
	60 x 20 x 27	1500 x 519 x 690	N_NN_-B206027BE	1,729	1,893
<b>Specify the surface type (1, 2). Specify the fronts finish (B, W, N).</b>					

High-Gloss Black (B) or High-Gloss White (W) fronts finish option: add \$233.

	W x D x H (in)	W x D x H (mm)	Code	All Laminate (\$)	HPL Surfaces (\$)
<b>Storage modules with doors on right, open bookcase on left – 27" H</b>					
<i>2 doors with soft-close. Lock. Open bookcase without back on left. 96" to 84" W (2400 to 2100 mm): 4 adjustable shelves; 78" to 60" W (1950 to 1500 mm): 2 adjustable shelves.</i>					
96"-84"	96 x 20 x 27	2400 x 519 x 690	N_NN_-BE209627B	2,424	2,678
	90 x 20 x 27	2250 x 519 x 690	N_NN_-BE209027B	2,307	2,548
	84 x 20 x 27	2100 x 519 x 690	N_NN_-BE208427B	2,190	2,417
	78 x 20 x 27	1950 x 519 x 690	N_NN_-BE207827B	2,073	2,285
	72 x 20 x 27	1800 x 519 x 690	N_NN_-BE207227B	1,962	2,155
	66 x 20 x 27	1650 x 519 x 690	N_NN_-BE206627B	1,844	2,026
	60 x 20 x 27	1500 x 519 x 690	N_NN_-BE206027B	1,729	1,893
<b>Specify the surface type (1, 2). Specify the fronts finish (B, W, N).</b>					

High-Gloss Black (B) or High-Gloss White (W) fronts finish option: add \$233.

	W x D x H (in)	W x D x H (mm)	Code	All Laminate (\$)	HPL Surfaces (\$)
<b>Double storage modules with doors – 27" H</b>					
<i>4 doors with soft-close. Locks. 96" to 84" W (2400 to 2250 mm): 4 adjustable shelves; 78" to 60" W (2100 to 1800 mm): 2 adjustable shelves.</i>					
96"-84"	96 x 20 x 27	2400 x 519 x 690	N_NN_-B209627B	3,264	3,546
	90 x 20 x 27	2250 x 519 x 690	N_NN_-B209027B	3,112	3,388
	84 x 20 x 27	2100 x 519 x 690	N_NN_-B208427B	2,968	3,230
	78 x 20 x 27	1950 x 519 x 690	N_NN_-B207827B	2,823	3,064
	72 x 20 x 27	1800 x 519 x 690	N_NN_-B207227B	2,678	2,905
	66 x 20 x 27	1650 x 519 x 690	N_NN_-B206627B	2,534	2,748
	60 x 20 x 27	1500 x 519 x 690	N_NN_-B206027B	2,389	2,580
<b>Specify the surface type (1, 2). Specify the fronts finish (B, W, N).</b>					

High-Gloss Black (B) or High-Gloss White (W) fronts finish option: add \$371.

	W x D x H (in)	W x D x H (mm)	Code	All Laminate (\$)	HPL Surfaces (\$)
<b>Storage modules with drawers on left and doors on right – 27" H</b>					
<i>2 file drawers with suspension bars. Locks. 2 doors with soft-close on right. 1 adjustable shelf.</i>					
	72 x 20 x 27	1800 x 519 x 690	N_N_-LF207227B	2,622	2,844
	60 x 20 x 27	1500 x 519 x 690	N_N_-LF206027B	2,507	2,700
<b>Specify the surface type (1, 2). Specify the handle curve: right (R) or double (D). Specify the fronts finish (B, W, N).</b>					

High-Gloss Black (B) or High-Gloss White (W) fronts finish option: add \$272.

	W x D x H (in)	W x D x H (mm)	Code	All Laminate (\$)	HPL Surfaces (\$)
<b>Storage modules with drawers on right and doors on left – 27" H</b>					
<i>2 file drawers with suspension bars. Locks. 2 doors with soft-close on left. 1 adjustable shelf.</i>					
	72 x 20 x 27	1800 x 519 x 690	N_N_-B207227LF	2,622	2,844
	60 x 20 x 27	1500 x 519 x 690	N_N_-B206027LF	2,507	2,700
<b>Specify the surface type (1, 2). Specify the handle curve: left (L) or double (D). Specify the fronts finish (B, W, N).</b>					

High-Gloss Black (B) or High-Gloss White (W) fronts finish option: add \$272.

**STORAGE FURNITURE**

	W x D x H (in)	W x D x H (mm)	Code	All Laminate (\$)	HPL Surfaces (\$)
<b>Lateral file unit</b>					
<i>3 file drawers with suspension bars. Lock.</i>					
	36 x 20 x 41	900 x 519 x 1025	NNN_-203640LF3		2,921
<b>Specify the handle curve: double (D), left (L) or right (R). Specify the fronts finish (B, W, N).</b>					



High-Gloss Black (B) or High-Gloss White (W) fronts finish option: add \$233.

	W x D x H (in)	W x D x H (mm)	Code	All Laminate (\$)	HPL Surfaces (\$)
<b>Lateral file unit/bookcase with lift-up door</b>					
<i>2 file drawers with suspension bars. Lock on file drawers. Open bookcase. 1 adjustable shelf. Assisted lift-up door with soft-close.</i>					
	36 x 20 x 73	900 x 519 x 1850	NNN_-203673LFBVEV		3,269
<b>Specify the handle curve: double (D), left (L) or right (R). Specify the fronts finish (B, W, N).</b>					



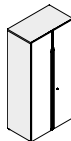
High-Gloss Black (B) or High-Gloss White (W) fronts finish option: add \$233.

	W x D x H (in)	W x D x H (mm)	Code	All Laminate (\$)	HPL Surfaces (\$)
<b>Lateral file unit/bookcase with metal shelf and lift-up door</b>					
<i>2 file drawers with suspension bars. Lock on file drawers. Open bookcase. 1 adjustable 15" D (375 mm) metal shelf. Assisted lift-up door with soft-close.</i>					
	36 x 20 x 73	900 x 519 x 1850	NNN_-203673LFBVEVM		3,646
<b>Specify the handle curve: double (D), left (L) or right (R). Specify the fronts finish (B, W, N). Specify the shelf finish (K, W).</b>					



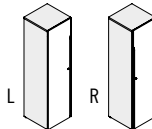
High-Gloss Black (B) or High-Gloss White (W) fronts finish option: add \$233.

	W x D x H (in)	W x D x H (mm)	Code	All Laminate (\$)	HPL Surfaces (\$)
<b>Storage cabinets with doors</b>					
<i>2 doors with soft-close. Lock. 73" to 65" H (1850 to 1659 mm): 3 adjustable shelves and 1 fixed shelf; 57" H (1468 mm): 3 adjustable shelves; 49" H (1277 mm): 2 adjustable shelves.</i>					
	36 x 20 x 73	900 x 519 x 1850	NNNN_-203673B		2,348
	36 x 20 x 65	900 x 519 x 1659	NNNN_-203665B		2,295
	36 x 20 x 57	900 x 519 x 1468	NNNN_-203657B		2,233
	36 x 20 x 49	900 x 519 x 1277	NNNN_-203649B		2,062
	30 x 20 x 73	750 x 519 x 1850	NNNN_-203073B		2,208
	30 x 20 x 65	750 x 519 x 1659	NNNN_-203065B		2,155
	30 x 20 x 57	750 x 519 x 1468	NNNN_-203057B		2,091
	30 x 20 x 49	750 x 519 x 1277	NNNN_-203049B		1,924
<b>Specify the fronts finish (B, W, N).</b>					



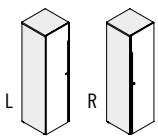
High-Gloss Black (B) or High-Gloss White (W) fronts finish option: add \$465.

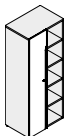
	W x D x H (in)	W x D x H (mm)	Code	All Laminate (\$)	HPL Surfaces (\$)
<b>Storage cabinets with door</b>					
<i>1 door with soft-close. Lock. 73" to 65" H (1850 to 1659 mm): 4 adjustable shelves; 57" H (1468 mm): 3 adjustable shelves; 49" H (1277 mm): 2 adjustable shelves.</i>					
	24 x 20 x 73	600 x 519 x 1850	NNN_-202473B		1,712
	24 x 20 x 65	600 x 519 x 1659	NNN_-202465B		1,665
	24 x 20 x 57	600 x 519 x 1468	NNN_-202457B		1,612
	24 x 20 x 49	600 x 519 x 1277	NNN_-202449B		1,565
	20 x 20 x 73	500 x 519 x 1850	NNN_-202073B		1,650
	20 x 20 x 65	500 x 519 x 1659	NNN_-202065B		1,605
	20 x 20 x 57	500 x 519 x 1468	NNN_-202057B		1,559
	20 x 20 x 49	500 x 519 x 1277	NNN_-202049B		1,512
<b>Specify the opening: left (L) or right (R). Specify the front finish (B, W, N)</b>					

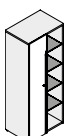


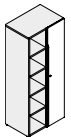
High-Gloss Black (B) or High-Gloss White (W) front finish option: add \$233.

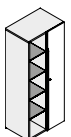


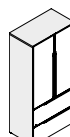
	W x D x H (in)	W x D x H (mm)	Code	All Laminate (\$)
<b>Wardrobe units with door</b>	<i>1 door with soft-close. Lock. Clothes hanger bar and 1 fixed shelf.</i>			
	20 x 20 x 73	500 x 519 x 1850	NNN_-202073BC	1,783
	20 x 20 x 65	500 x 519 x 1659	NNN_-202065BC	1,737
	20 x 20 x 57	500 x 519 x 1468	NNN_-202057BC	1,682
	20 x 20 x 49	500 x 519 x 1277	NNN_-202049BC	1,625
	14 x 20 x 73	350 x 519 x 1850	NNN_-201473BC	1,692
	14 x 20 x 65	350 x 519 x 1659	NNN_-201465BC	1,643
	14 x 20 x 57	350 x 519 x 1468	NNN_-201457BC	1,596
	14 x 20 x 49	350 x 519 x 1277	NNN_-201449BC	1,559
High-Gloss Black (B) or High-Gloss White (W) front finish option: add \$233.	<b>Specify the opening: left (L) or right (R). Specify the front finish (B, W, N)</b>			


	W x D x H (in)	W x D x H (mm)	Code	All Laminate (\$)
<b>Wardrobe units with open bookcase on right</b>	<i>1 door with soft-close. Lock. Clothes hanger bar and 1 fixed shelf on wardrobe side. Open bookcase on right.</i>			
	<i>73" to 65" H (1850 to 1659 mm): 4 adjustable shelves;</i>			
	<i>57" H (1468 mm): 3 adjustable shelves;</i>			
	<i>49" H (1277 mm): 2 adjustable shelves.</i>			
	30 x 20 x 73	750 x 519 x 1850	NNNN_-203073CBE	2,216
	30 x 20 x 65	750 x 519 x 1659	NNNN_-203065CBE	2,193
	30 x 20 x 57	750 x 519 x 1468	NNNN_-203057CBE	2,161
	30 x 20 x 49	750 x 519 x 1277	NNNN_-203049CBE	1,944
High-Gloss Black (B) or High-Gloss White (W) front finish option: add \$154.	<b>Specify the front finish (B, W, N)</b>			

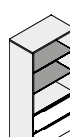
	W x D x H (in)	W x D x H (mm)	Code	All Laminate (\$)
<b>Wardrobe units with open bookcase and metal shelves on right</b>	<i>1 door with soft-close. Lock. Clothes hanger bar and 1 fixed shelf on wardrobe side. Open bookcase on right.</i>			
	<i>73" to 65" H (1850 to 1659 mm): 4 adjustable 15" D (375 mm) metal shelves;</i>			
	<i>57" H (1468 mm): 3 adjustable 15" D (375 mm) metal shelves;</i>			
	<i>49" H (1277 mm): 2 adjustable 15" D (375 mm) metal shelves.</i>			
	30 x 20 x 73	750 x 519 x 1850	NNNN_-203073CBEM	2,493
	30 x 20 x 65	750 x 519 x 1659	NNNN_-203065CBEM	2,467
	30 x 20 x 57	750 x 519 x 1468	NNNN_-203057CBEM	2,369
	30 x 20 x 49	750 x 519 x 1277	NNNN_-203049CBEM	2,079
High-Gloss Black (B) or High-Gloss White (W) front finish option: add \$154.	<b>Specify the front finish (B, W, N) Specify the shelves finish (K, W).</b>			


	W x D x H (in)	W x D x H (mm)	Code	All Laminate (\$)
<b>Wardrobe units with open bookcase on left</b>	<i>1 door with soft-close. Lock. Clothes hanger bar and 1 fixed shelf on wardrobe side. Open bookcase on left.</i>			
	<i>73" to 65" H (1850 to 1659 mm): 4 adjustable shelves;</i>			
	<i>57" H (1468 mm): 3 adjustable shelves;</i>			
	<i>49" H (1277 mm): 2 adjustable shelves.</i>			
	30 x 20 x 73	750 x 519 x 1850	NNNN_-BEC203073	2,216
	30 x 20 x 65	750 x 519 x 1659	NNNN_-BEC203065	2,193
	30 x 20 x 57	750 x 519 x 1468	NNNN_-BEC203057	2,161
	30 x 20 x 49	750 x 519 x 1277	NNNN_-BEC203049	1,944
High-Gloss Black (B) or High-Gloss White (W) front finish option: add \$154.	<b>Specify the front finish (B, W, N)</b>			

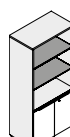
	W x D x H (in)	W x D x H (mm)	Code	All Laminate (\$)
<b>Wardrobe units with open bookcase and metal shelves on left</b>	<i>1 door with soft-close. Lock. Clothes hanger bar and 1 fixed shelf on wardrobe side. Open bookcase on left.</i>			
	<i>73" to 65" H (1850 to 1659 mm): 4 adjustable 15" D (375 mm) metal shelves;</i>			
	<i>57" H (1468 mm): 3 adjustable 15" D (375 mm) metal shelves;</i>			
	<i>49" H (1277 mm): 2 adjustable 15" D (375 mm) metal shelves.</i>			
	30 x 20 x 73	750 x 519 x 1850	NNNN_-BEC203073M	2,493
	30 x 20 x 65	750 x 519 x 1659	NNNN_-BEC203065M	2,467
	30 x 20 x 57	750 x 519 x 1468	NNNN_-BEC203057M	2,369
	30 x 20 x 49	750 x 519 x 1277	NNNN_-BEC203049M	2,079
High-Gloss Black (B) or High-Gloss White (W) front finish option: add \$154.	<b>Specify the front finish (B, W, N) Specify the shelves finish (K, W).</b>			

	W x D x H (in)	W x D x H (mm)	Code	All Laminate (\$)
<b>Storage lateral file cabinets</b>	<i>2 doors with soft-close. 2 file drawers with suspension bars. Lock on file drawers.</i>			
	<i>73" to 65" H (1850 to 1659 mm): 2 adjustable shelves;</i>			
	<i>57" to 49" H (1468 to 1277 mm): 1 adjustable shelf.</i>			
	36 x 20 x 73	900 x 519 x 1850	NNN_-203673LFB	3,062
	36 x 20 x 65	900 x 519 x 1659	NNN_-203665LFB	2,998
	36 x 20 x 57	900 x 519 x 1468	NNN_-203657LFB	2,836
	36 x 20 x 49	900 x 519 x 1277	NNN_-203649LFB	2,767
High-Gloss Black (B) or High-Gloss White (W) front finish option: add \$465.	<b>Specify the drawers handle curve: double (D), left (L) or right (R). Specify the fronts finish (B, W, N).</b>			

	W x D x H (in)	W x D x H (mm)	Code	All Laminate (\$)
<b>Open bookcases with lateral files</b>	<i>Open bookcase. 2 file drawers with suspension bars. Lock.</i>			
	<i>73" to 65" H (1850 to 1659 mm): 2 adjustable shelves;</i>			
	<i>57" to 49" H (1468 to 1277 mm): 1 adjustable shelf.</i>			
	36 x 20 x 73	900 x 519 x 1850	NNN_-203673LFB	2,560
	36 x 20 x 65	900 x 519 x 1659	NNN_-203665LFB	2,519
	36 x 20 x 57	900 x 519 x 1468	NNN_-203657LFB	2,379
	36 x 20 x 49	900 x 519 x 1277	NNN_-203649LFB	2,332
High-Gloss Black (B) or High-Gloss White (W) front finish option: add \$233.	<b>Specify the handle curve: double (D), left (L) or right (R). Specify the fronts finish (B, W, N).</b>			

	W x D x H (in)	W x D x H (mm)	Code	All Laminate (\$)
<b>Open bookcases with metal shelves and lateral files</b>	<i>Open bookcase. 2 file drawers with suspension bars. Lock.</i>			
	<i>73" to 65" H (1850 to 1659 mm): 2 adjustable 15" D (375 mm) metal shelves;</i>			
	<i>57" to 49" H (1468 to 1277 mm): 1 adjustable 15" D (375 mm) metal shelf.</i>			
	36 x 20 x 73	900 x 519 x 1850	NNN_-203673LFBEM	2,968
	36 x 20 x 65	900 x 519 x 1659	NNN_-203665LFBEM	2,934
	36 x 20 x 57	900 x 519 x 1468	NNN_-203657LFBEM	2,580
	36 x 20 x 49	900 x 519 x 1277	NNN_-203649LFBEM	2,541
High-Gloss Black (B) or High-Gloss White (W) front finish option: add \$233.	<b>Specify the handle curve: double (D), left (L) or right (R). Specify the fronts finish (B, W, N). Specify the shelves finish (K, W).</b>			

	W x D x H (in)	W x D x H (mm)	Code	All Laminate (\$)
<b>Open bookcases with doors</b>	<i>Open bookcase. 2 doors with soft-close. Lock.</i>			
	<i>73" to 65" H (1850 to 1659 mm): 3 adjustable shelves;</i>			
	<i>57" to 49" H (1468 to 1277 mm): 2 adjustable shelves.</i>			
	36 x 20 x 73	900 x 519 x 1850	NNNN_-203673BBE	2,332
	36 x 20 x 65	900 x 519 x 1659	NNNN_-203665BBE	2,295
	36 x 20 x 57	900 x 519 x 1468	NNNN_-203657BBE	2,155
	36 x 20 x 49	900 x 519 x 1277	NNNN_-203649BBE	2,107
High-Gloss Black (B) or High-Gloss White (W) front finish option: add \$233.	<b>Specify the fronts finish (B, W, N).</b>			

	W x D x H (in)	W x D x H (mm)	Code	All Laminate (\$)
<b>Open bookcases with metal doors and shelves</b>	<i>Open bookcase. 2 doors with soft-close. Lock.</i>			
	<i>73" to 65" H (1850 to 1659 mm): 2 adjustable 15" D (375 mm) metal shelves and 1 laminate shelf;</i>			
	<i>57" to 49" H (1468 to 1277 mm): 1 adjustable 15" D (375 mm) metal shelf.</i>			
	36 x 20 x 73	900 x 519 x 1850	NNNN_-203673BBEM	2,748
	36 x 20 x 65	900 x 519 x 1659	NNNN_-203665BBEM	2,706
	36 x 20 x 57	900 x 519 x 1468	NNNN_-203657BBEM	2,362
	36 x 20 x 49	900 x 519 x 1277	NNNN_-203649BBEM	2,312
High-Gloss Black (B) or High-Gloss White (W) front finish option: add \$233.	<b>Specify the fronts finish (B, W, N). Specify the shelves finish (K, W).</b>			

2-TONE LAMINATE APPLICATION: SHADED AREA CORRESPONDS TO THE FIRST CODE TO BE SPECIFIED. SECOND LAMINATE CODE WILL BE APPLIED TO THE REST OF THE PRODUCT.

W x D x H (in)	W x D x H (mm)	Code	All Laminate (\$)
<b>Open bookcases</b>			
<i>1 tone only. 73" H (1850 mm) - 65" H (1659 mm): 4 adjustable shelves;</i>			
<i>57" H (1468 mm): 3 adjustable shelves;</i>			
<i>49" H (1277 mm): 2 adjustable shelves.</i>			
36 x 16 x 73	900 x 400 x 1850	NNNN-B367316	1,460
36 x 16 x 65	900 x 400 x 1659	NNNN-B366516	1,318
36 x 16 x 57	900 x 400 x 1468	NNNN-B365716	1,271
36 x 16 x 49	900 x 400 x 1277	NNNN-B364916	1,131
30 x 16 x 73	750 x 400 x 1850	NNNN-B307316	1,379
30 x 16 x 65	750 x 400 x 1659	NNNN-B306516	1,248
30 x 16 x 57	750 x 400 x 1468	NNNN-B305716	1,215
30 x 16 x 49	750 x 400 x 1277	NNNN-B304916	1,076
24 x 16 x 73	600 x 400 x 1850	NNNN-B247316	1,293
24 x 16 x 65	600 x 400 x 1659	NNNN-B246516	1,178
24 x 16 x 57	600 x 400 x 1468	NNNN-B245716	1,147
24 x 16 x 49	600 x 400 x 1277	NNNN-B244916	1,024
20 x 16 x 73	500 x 400 x 1850	NNNN-B207316	1,248
20 x 16 x 65	500 x 400 x 1659	NNNN-B206516	1,131
20 x 16 x 57	500 x 400 x 1468	NNNN-B205716	1,108
20 x 16 x 49	500 x 400 x 1277	NNNN-B204916	982

W x D x H (in)	W x D x H (mm)	Code	All Laminate (\$)
<b>Open bookcases with metal shelves</b>			
<i>1 tone only. 73" H (1850 mm) - 65" H (1659 mm): 4 adjustable 15" D (375 mm) metal shelves;</i>			
<i>57" H (1468 mm): 3 adjustable 15" D (375 mm) metal shelves;</i>			
<i>49" H (1277 mm): 2 adjustable 15" D (375 mm) metal shelves.</i>			
36 x 16 x 73	900 x 400 x 1850	NNNN-B367316M	2,149
36 x 16 x 65	900 x 400 x 1659	NNNN-B366516M	2,004
36 x 16 x 57	900 x 400 x 1468	NNNN-B365716M	1,791
36 x 16 x 49	900 x 400 x 1277	NNNN-B364916M	1,472
30 x 16 x 73	750 x 400 x 1850	NNNN-B307316M	1,928
30 x 16 x 65	750 x 400 x 1659	NNNN-B306516M	1,797
30 x 16 x 57	750 x 400 x 1468	NNNN-B305716M	1,633
30 x 16 x 49	750 x 400 x 1277	NNNN-B304916M	1,348
24 x 16 x 73	600 x 400 x 1850	NNNN-B247316M	1,707
24 x 16 x 65	600 x 400 x 1659	NNNN-B246516M	1,592
24 x 16 x 57	600 x 400 x 1468	NNNN-B245716M	1,461
24 x 16 x 49	600 x 400 x 1277	NNNN-B244916M	1,233
20 x 16 x 73	500 x 400 x 1850	NNNN-B207316M	1,522
20 x 16 x 65	500 x 400 x 1659	NNNN-B206516M	1,406
20 x 16 x 57	500 x 400 x 1468	NNNN-B205716M	1,315
20 x 16 x 49	500 x 400 x 1277	NNNN-B204916M	1,123
<b>Specify the shelves finish (K, W).</b>			

W x D x H (in)	W x D x H (mm)	Code	All Laminate (\$)
<b>Open bookcases - 2 axis</b>			
<i>Levelers allow a 3/4" (19 mm) height adjustment.</i>			
<i>73" to 65" H (1850 to 1659 mm): 8 adjustable shelves;</i>			
<i>57" H (1468 mm): 6 adjustable shelves;</i>			
<i>49" H (1277 mm): 4 adjustable shelves.</i>			
36 x 16 x 73	900 x 419 x 1850	NNN-BAB367316	2,047
36 x 16 x 65	900 x 419 x 1659	NNN-BAB366516	1,832
36 x 16 x 57	900 x 419 x 1468	NNN-BAB365716	1,624
36 x 16 x 49	900 x 419 x 1277	NNN-BAB364916	1,412
30 x 16 x 73	750 x 419 x 1850	NNN-BAB307316	1,942
30 x 16 x 65	750 x 419 x 1659	NNN-BAB306516	1,742
30 x 16 x 57	750 x 419 x 1468	NNN-BAB305716	1,542
30 x 16 x 49	750 x 419 x 1277	NNN-BAB304916	1,342
<b>Specify left (L) or right (R). Specify the front finish (B, W, N)</b>			


W x D x H (in)	W x D x H (mm)	Code	All Laminate (\$)
<b>Open bookcases with metal shelves - 2 axis</b>			
<i>Front metal shelves, lateral laminate shelves. Levelers allow a 3/4" (19 mm) height adjustment.</i>			
<i>73" to 65" H (1850 to 1659 mm): 8 adjustable 15" D (375 mm) shelves, including 4 metal shelves;</i>			
<i>57" H (1468 mm): 6 adjustable 15" D (375 mm) shelves, including 3 metal shelves;</i>			
<i>49" H (1277 mm): 4 adjustable 15" D (375 mm) shelves, including 2 metal shelves.</i>			
36 x 16 x 73	900 x 419 x 1850	NNN-BAB367316M	2,320
36 x 16 x 65	900 x 419 x 1659	NNN-BAB366516M	2,107
36 x 16 x 57	900 x 419 x 1468	NNN-BAB365716M	1,832
36 x 16 x 49	900 x 419 x 1277	NNN-BAB364916M	1,549
30 x 16 x 73	750 x 419 x 1850	NNN-BAB307316M	2,216
30 x 16 x 65	750 x 419 x 1659	NNN-BAB306516M	2,016
30 x 16 x 57	750 x 419 x 1468	NNN-BAB305716M	1,748
30 x 16 x 49	750 x 419 x 1277	NNN-BAB304916M	1,480
<b>Specify left (L) or right (R). Specify the front finish (B, W, N) Specify the shelves finish (K, W).</b>			


W x D x H (in)	W x D x H (mm)	Code	All Laminate (\$)
<b>Bookcases with open locker - 2 axis</b>			
<i>Wardrobe section with clothes hanger bar and 1 fixed shelf. Levelers allow a 3/4" (19 mm) height adjustment.</i>			
<i>73" to 65" H (1850 to 1659 mm): 4 adjustable shelves;</i>			
<i>57" H (1468 mm): 3 adjustable shelves;</i>			
<i>49" H (1277 mm): 2 adjustable shelves.</i>			
36 x 16 x 73	900 x 419 x 1850	NNN-CEAB367316	1,804
36 x 16 x 65	900 x 419 x 1659	NNN-CEAB366516	1,694
36 x 16 x 57	900 x 419 x 1468	NNN-CEAB365716	1,585
36 x 16 x 49	900 x 419 x 1277	NNN-CEAB364916	1,472
<b>Specify left (L) or right (R). Specify the front finish (B, W, N)</b>			

W x D x H (in)	W x D x H (mm)	Code	All Laminate (\$)
<b>Bookcases with metal shelves and open locker - 2 axis</b>			
<i>Wardrobe section with clothes hanger bar and 1 fixed shelf. Levelers allow a 3/4" (19 mm) height adjustment.</i>			
<i>73" to 65" H (1850 to 1659 mm): 4 adjustable 15" D (375 mm) metal shelves;</i>			
<i>57" H (1468 mm): 3 adjustable 15" D (375 mm) metal shelves;</i>			
<i>49" H (1277 mm): 2 adjustable 15" D (375 mm) metal shelves.</i>			
36 x 16 x 73	900 x 419 x 1850	NNN-CEAB367316M	2,079
36 x 16 x 65	900 x 419 x 1659	NNN-CEAB366516M	1,969
36 x 16 x 57	900 x 419 x 1468	NNN-CEAB365716M	1,791
36 x 16 x 49	900 x 419 x 1277	NNN-CEAB364916M	1,611
<b>Specify left (L) or right (R). Specify the front finish (B, W, N) Specify the shelves finish (K, W).</b>			

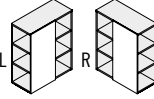
W x D x H (in)	W x D x H (mm)	Code	All Laminate (\$)
<b>BOOKCASE HUTCHES</b>			
<b>Bookcase hutches with doors</b>			
<i>2 doors with soft-close. Can accommodate a tackboard on its back.</i>			
<i>52" to 36" H (1289 to 907 mm): 2 adjustable shelves;</i>			
<i>28" H (716 mm): 1 adjustable shelf.</i>			
36 x 20 x 52	900 x 519 x 1289	NNNN-EB365220P	2,014
36 x 20 x 44	900 x 519 x 1098	NNNN-EB364420P	1,944
36 x 20 x 36	900 x 519 x 907	NNNN-EB363620P	1,759
36 x 20 x 28	900 x 519 x 716	NNNN-EB362820P	1,682
30 x 20 x 52	750 x 519 x 1289	NNNN-EB305220P	1,960
30 x 20 x 44	750 x 519 x 1098	NNNN-EB304420P	1,884
30 x 20 x 36	750 x 519 x 907	NNNN-EB303620P	1,698
30 x 20 x 28	750 x 519 x 716	NNNN-EB302820P	1,637
36 x 16 x 52	900 x 419 x 1289	NNNN-EB365216P	1,944
36 x 16 x 44	900 x 419 x 1098	NNNN-EB364416P	1,867
36 x 16 x 36	900 x 419 x 907	NNNN-EB363616P	1,692
36 x 16 x 28	900 x 419 x 716	NNNN-EB362816P	1,625
30 x 16 x 52	750 x 419 x 1289	NNNN-EB305216P	1,867
30 x 16 x 44	750 x 419 x 1098	NNNN-EB304416P	1,797
30 x 16 x 36	750 x 419 x 907	NNNN-EB303616P	1,625
30 x 16 x 28	750 x 419 x 716	NNNN-EB302816P	1,565
<b>Specify the fronts finish (B, W, N).</b>			

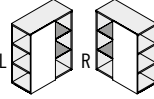
W x D x H (in)	W x D x H (mm)	Code	All Laminate (\$)
<b>Bookcase hutches with door</b>			
<i>1 door with soft-close. Can accommodate a tackboard on its back.</i>			
<i>52" to 36" H (1289 to 907 mm): 2 adjustable shelves;</i>			
<i>28" H (716 mm): 1 adjustable shelf.</i>			
24 x 20 x 52	600 x 519 x 1289	NNN-EB245220P	1,875
24 x 20 x 44	600 x 519 x 1098	NNN-EB244420P	1,810
24 x 20 x 36	600 x 519 x 907	NNN-EB243620P	1,643
24 x 20 x 28	600 x 519 x 716	NNN-EB242820P	1,577
20 x 20 x 52	500 x 519 x 1289	NNN-EB205220P	1,744
20 x 20 x 44	500 x 519 x 1098	NNN-EB204420P	1,698
20 x 20 x 36	500 x 519 x 907	NNN-EB203620P	1,536
20 x 20 x 28	500 x 519 x 716	NNN-EB202820P	1,487
24 x 16 x 52	600 x 419 x 1289	NNN-EB245216P	1,504
24 x 16 x 44	600 x 419 x 1098	NNN-EB244416P	1,460
24 x 16 x 36	600 x 419 x 907	NNN-EB243616P	1,284
24 x 16 x 28	600 x 419 x 716	NNN-EB242816P	1,239
16 x 16 x 52	400 x 419 x 1289	NNN-EB165216P	1,403
16 x 16 x 44	400 x 419 x 1098	NNN-EB164416P	1,364
16 x 16 x 36	400 x 419 x 907	NNN-EB163616P	1,208
16 x 16 x 28	400 x 419 x 716	NNN-EB162816P	1,164
<b>Specify the opening: left (L) or right (R). Specify the front finish (B, W, N)</b>			

	W x D x H (in)	W x D x H (mm)	Code	All Laminate (\$)
<b>Open bookcase hutches</b> 	<i>Can accommodate a tackboard on back. 1 tone only. 52" to 36" H (1289 to 907 mm): 2 adjustable shelves; 28" H (1468 mm): 1 adjustable shelf.</i>			
	36 x 20 x 52	900 x 500 x 1289	NNNNN-EB365220	1,271
	36 x 20 x 44	900 x 500 x 1098	NNNNN-EB364420	1,225
	36 x 20 x 36	900 x 500 x 907	NNNNN-EB363620	1,178
	36 x 20 x 28	900 x 500 x 716	NNNNN-EB362820	1,007
	30 x 20 x 52	750 x 500 x 1289	NNNNN-EB305220	1,215
	30 x 20 x 44	750 x 500 x 1098	NNNNN-EB304420	1,172
	30 x 20 x 36	750 x 500 x 907	NNNNN-EB303620	1,124
	30 x 20 x 28	750 x 500 x 716	NNNNN-EB302820	955
	24 x 20 x 52	600 x 500 x 1289	NNNNN-EB245220	1,155
	24 x 20 x 44	600 x 500 x 1098	NNNNN-EB244420	1,116
	24 x 20 x 36	600 x 500 x 907	NNNNN-EB243620	1,076
	24 x 20 x 28	600 x 500 x 716	NNNNN-EB242820	914
	20 x 20 x 52	500 x 500 x 1289	NNNNN-EB205220	1,131
	20 x 20 x 44	500 x 500 x 1098	NNNNN-EB204420	1,084
	20 x 20 x 36	500 x 500 x 907	NNNNN-EB203620	1,046
	20 x 20 x 28	500 x 500 x 716	NNNNN-EB202820	877
	36 x 16 x 52	900 x 400 x 1289	NNNNN-EB365216	1,185
	36 x 16 x 44	900 x 400 x 1098	NNNNN-EB364416	1,147
	36 x 16 x 36	900 x 400 x 907	NNNNN-EB363616	1,108
	36 x 16 x 28	900 x 400 x 716	NNNNN-EB362816	946
	30 x 16 x 52	750 x 400 x 1289	NNNNN-EB305216	1,137
	30 x 16 x 44	750 x 400 x 1098	NNNNN-EB304416	1,094
	30 x 16 x 36	750 x 400 x 907	NNNNN-EB303616	1,054
	30 x 16 x 28	750 x 400 x 716	NNNNN-EB302816	906
	24 x 16 x 52	600 x 400 x 1289	NNNNN-EB245216	1,084
	24 x 16 x 44	600 x 400 x 1098	NNNNN-EB244416	1,054
	24 x 16 x 36	600 x 400 x 907	NNNNN-EB243616	1,013
	24 x 16 x 28	600 x 400 x 716	NNNNN-EB242816	862
	16 x 16 x 52	400 x 400 x 1289	NNNNN-EB165216	1,054
	16 x 16 x 44	400 x 400 x 1098	NNNNN-EB164416	1,024
	16 x 16 x 36	400 x 400 x 907	NNNNN-EB163616	976
16 x 16 x 28	400 x 400 x 716	NNNNN-EB162816	829	

	W x D x H (in)	W x D x H (mm)	Code	All Laminate (\$)
<b>Open bookcase hutches with metal shelves</b> 	<i>Can accommodate a tackboard on back. 1 tone only. 52" to 36" H (1289 to 907 mm): 2 adjustable 15" D (375 mm) metal shelves; 28" H (1468 mm): 1 adjustable 15" D (375 mm) metal shelf.</i>			
	36 x 20 x 52	900 x 500 x 1289	NNNNN-EB365220M	1,688
	36 x 20 x 44	900 x 500 x 1098	NNNNN-EB364420M	1,640
	36 x 20 x 36	900 x 500 x 907	NNNNN-EB363620M	1,592
	36 x 20 x 28	900 x 500 x 716	NNNNN-EB362820M	1,211
	30 x 20 x 52	750 x 500 x 1289	NNNNN-EB305220M	1,564
	30 x 20 x 44	750 x 500 x 1098	NNNNN-EB304420M	1,515
	30 x 20 x 36	750 x 500 x 907	NNNNN-EB303620M	1,467
	30 x 20 x 28	750 x 500 x 716	NNNNN-EB302820M	1,130
	24 x 20 x 52	600 x 500 x 1289	NNNNN-EB245220M	1,433
	24 x 20 x 44	600 x 500 x 1098	NNNNN-EB244420M	1,391
	24 x 20 x 36	600 x 500 x 907	NNNNN-EB243620M	1,348
	24 x 20 x 28	600 x 500 x 716	NNNNN-EB242820M	1,054
	20 x 20 x 52	500 x 500 x 1289	NNNNN-EB205220M	1,337
	20 x 20 x 44	500 x 500 x 1098	NNNNN-EB204420M	1,294
	20 x 20 x 36	500 x 500 x 907	NNNNN-EB203620M	1,252
	20 x 20 x 28	500 x 500 x 716	NNNNN-EB202820M	977
	36 x 16 x 52	900 x 400 x 1289	NNNNN-EB365216M	1,527
	36 x 16 x 44	900 x 400 x 1098	NNNNN-EB364416M	1,495
	36 x 16 x 36	900 x 400 x 907	NNNNN-EB363616M	1,453
	36 x 16 x 28	900 x 400 x 716	NNNNN-EB362816M	1,115
	30 x 16 x 52	750 x 400 x 1289	NNNNN-EB305216M	1,412
	30 x 16 x 44	750 x 400 x 1098	NNNNN-EB304416M	1,371
	30 x 16 x 36	750 x 400 x 907	NNNNN-EB303616M	1,329
	30 x 16 x 28	750 x 400 x 716	NNNNN-EB302816M	1,047

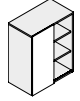
	W x D x H (in)	W x D x H (mm)	Code	All Laminate (\$)
<b>Open bookcase hutches with metal shelves</b> (cont'd)	24 x 16 x 52	600 x 400 x 1289	NNNNN-EB245216M	1,294
	24 x 16 x 44	600 x 400 x 1098	NNNNN-EB244416M	1,259
	24 x 16 x 36	600 x 400 x 907	NNNNN-EB243616M	1,219
	24 x 16 x 28	600 x 400 x 716	NNNNN-EB242816M	965
	16 x 16 x 52	400 x 400 x 1289	NNNNN-EB165216M	1,191
	16 x 16 x 44	400 x 400 x 1098	NNNNN-EB164416M	1,164
	16 x 16 x 36	400 x 400 x 907	NNNNN-EB163616M	1,115
	16 x 16 x 28	400 x 400 x 716	NNNNN-EB162816M	897
	<b>Specify the shelves finish (K, W).</b>			

	W x D x H (in)	W x D x H (mm)	Code	All Laminate (\$)	
<b>Open bookcase hutches - 2 axis</b> 	<i>Can accommodate a tackboard on back. 52" to 36" H (1289 to 907 mm): 4 adjustable shelves; 28" H (1468 mm): 2 adjustable shelves.</i>				
	36 x 20 x 52	900 x 519 x 1289	NNN_-EBA365220	1,522	
	36 x 20 x 44	900 x 519 x 1098	NNN_-EBA364420	1,467	
	36 x 20 x 36	900 x 519 x 907	NNN_-EBA363620	1,418	
	36 x 20 x 28	900 x 519 x 716	NNN_-EBA362820	1,371	
	30 x 20 x 52	750 x 519 x 1289	NNN_-EBA305220	1,453	
	30 x 20 x 44	750 x 519 x 1098	NNN_-EBA304420	1,425	
	30 x 20 x 36	750 x 519 x 907	NNN_-EBA303620	1,406	
	30 x 20 x 28	750 x 519 x 716	NNN_-EBA302820	1,384	
	36 x 16 x 52	900 x 419 x 1289	NNN_-EBA365216	1,342	
	36 x 16 x 44	900 x 419 x 1098	NNN_-EBA364416	1,302	
	36 x 16 x 36	900 x 419 x 907	NNN_-EBA363616	1,252	
	36 x 16 x 28	900 x 419 x 716	NNN_-EBA362816	1,211	
	30 x 16 x 52	750 x 419 x 1289	NNN_-EBA305216	1,280	
	30 x 16 x 44	750 x 419 x 1098	NNN_-EBA304416	1,259	
	30 x 16 x 36	750 x 419 x 907	NNN_-EBA303616	1,246	
	30 x 16 x 28	750 x 419 x 716	NNN_-EBA302816	1,226	
	<b>Specify left (L) or right (R). Specify the front finish (B, W, N)</b>				

	W x D x H (in)	W x D x H (mm)	Code	All Laminate (\$)	
<b>Open bookcase hutches with metal shelves - 2 axis</b> 	<i>Front metal shelves, lateral laminate shelves. Can accommodate a tackboard on back. 52" to 36" H (1289 to 907 mm): 4 adjustable 15" D (375 mm) shelves, including 2 in metal; 28" H (1468 mm): 2 adjustable 15" D (375 mm) shelves, including 1 metal shelf.</i>				
	36 x 20 x 52	900 x 519 x 1289	NNN_-EBA365220M	1,660	
	36 x 20 x 44	900 x 519 x 1098	NNN_-EBA364420M	1,605	
	36 x 20 x 36	900 x 519 x 907	NNN_-EBA363620M	1,558	
	36 x 20 x 28	900 x 519 x 716	NNN_-EBA362820M	1,438	
	30 x 20 x 52	750 x 519 x 1289	NNN_-EBA305220M	1,592	
	30 x 20 x 44	750 x 519 x 1098	NNN_-EBA304420M	1,564	
	30 x 20 x 36	750 x 519 x 907	NNN_-EBA303620M	1,542	
	30 x 20 x 28	750 x 519 x 716	NNN_-EBA302820M	1,453	
	36 x 16 x 52	900 x 419 x 1289	NNN_-EBA365216M	1,480	
	36 x 16 x 44	900 x 419 x 1098	NNN_-EBA364416M	1,438	
	36 x 16 x 36	900 x 419 x 907	NNN_-EBA363616M	1,391	
	36 x 16 x 28	900 x 419 x 716	NNN_-EBA362816M	1,280	
	30 x 16 x 52	750 x 419 x 1289	NNN_-EBA305216M	1,418	
	30 x 16 x 44	750 x 419 x 1098	NNN_-EBA304416M	1,397	
	30 x 16 x 36	750 x 419 x 907	NNN_-EBA303616M	1,384	
	30 x 16 x 28	750 x 419 x 716	NNN_-EBA302816M	1,294	
	<b>Specify left (L) or right (R). Specify the front finish (B, W, N) Specify the shelves finish (K, W).</b>				

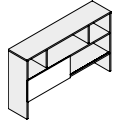
2-TONE LAMINATE APPLICATION: SHADED AREA CORRESPONDS TO THE FIRST CODE TO BE SPECIFIED. SECOND LAMINATE CODE WILL BE APPLIED TO THE REST OF THE PRODUCT.

W x D x H (in)	W x D x H (mm)	Code	All Laminate (\$)
<b>Open bookcase hutches with sliding door</b>			
<i>Sliding door. Can accommodate a tackboard on back. 52" to 36" H (1289 to 907 mm): 4 adjustable shelves; 28" H (716 mm): 2 adjustable shelves.</i>			
36 x 20 x 52	900 x 519 x 1289	NNNN -EB365220C	2,001
36 x 20 x 44	900 x 519 x 1098	NNNN -EB364420C	1,931
36 x 20 x 36	900 x 519 x 907	NNNN -EB363620C	1,867
36 x 20 x 28	900 x 519 x 716	NNNN -EB362820C	1,704
30 x 20 x 52	750 x 519 x 1289	NNNN -EB305220C	1,912
30 x 20 x 44	750 x 519 x 1098	NNNN -EB304420C	1,860
30 x 20 x 36	750 x 519 x 907	NNNN -EB303620C	1,797
30 x 20 x 28	750 x 519 x 716	NNNN -EB302820C	1,650
36 x 16 x 52	900 x 419 x 1289	NNNN -EB365216C	1,924
36 x 16 x 44	900 x 419 x 1098	NNNN -EB364416C	1,867
36 x 16 x 36	900 x 419 x 907	NNNN -EB363616C	1,805
36 x 16 x 28	900 x 419 x 716	NNNN -EB362816C	1,650
30 x 16 x 52	750 x 419 x 1289	NNNN -EB305216C	1,860
30 x 16 x 44	750 x 419 x 1098	NNNN -EB304416C	1,797
30 x 16 x 36	750 x 419 x 907	NNNN -EB303616C	1,744
30 x 16 x 28	750 x 419 x 716	NNNN -EB302816C	1,596



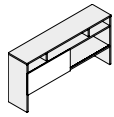
High-Gloss Black (B) or High-Gloss White (W) front finish option: add \$233.

W x D x H (in)	W x D x H (mm)	Code	All Laminate (\$)
<b>Hutches with open bookcase and sliding door - 44" H</b>			
<i>Open spaces on top: 13 3/4" H (348 mm). Sliding door. Height clearance: 12 3/4" (325 mm). Full-width wire access. Can accommodate a tackboard.</i>			
72 x 16 x 44	1800 x 419 x 1098	NNNN -EN724416C	1,942
66 x 16 x 44	1650 x 419 x 1098	NNNN -EN664416C	1,901
60 x 16 x 44	1500 x 419 x 1098	NNNN -EN604416C	1,852
54 x 16 x 44	1350 x 419 x 1098	NNNN -EN544416C	1,809



High-Gloss Black (B) or High-Gloss White (W) front finish option: add \$154.

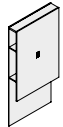
W x D x H (in)	W x D x H (mm)	Code	All Laminate (\$)
<b>Hutches with open spaces and sliding door - 36" H</b>			
<i>Open spaces on top: 6" H (157 mm). Sliding door. Height clearance: 12 3/4" (325 mm). Full-width wire access. Can accommodate a tackboard.</i>			
72 x 16 x 36	1800 x 419 x 907	NNNN -EN723616C	1,867
66 x 16 x 36	1650 x 419 x 907	NNNN -EN663616C	1,826
60 x 16 x 36	1500 x 419 x 907	NNNN -EN603616C	1,783
54 x 16 x 36	1350 x 419 x 907	NNNN -EN543616C	1,742



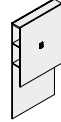
High-Gloss Black (B) or High-Gloss White (W) front finish option: add \$154.

**MEDIA PANELS**

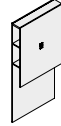
W x D x H (in)	W x D x H (mm)	Code	All Laminate (\$)
<b>Media panels for storage modules 21" H</b>			
<i>Openings on left and on right. Can accommodate a non-articulated flat screen support (sold separately). Grommets for wire management. Must be used with 21" H (561 mm) storage module. 1 tone only.</i>			
<i>73" H (1837 mm): 2 fixed shelves; 65" to 57" H (1646 to 1455 mm): 1 fixed shelf.</i>			
48 x 7 x 73	1200 x 185 x 1837	NNNN -ETV487321	1,707
42 x 7 x 73	1050 x 185 x 1837	NNNN -ETV427321	1,633
36 x 7 x 73	900 x 185 x 1837	NNNN -ETV367321	1,564
48 x 7 x 65	1200 x 185 x 1646	NNNN -ETV486521	1,549
42 x 7 x 65	1050 x 185 x 1646	NNNN -ETV426521	1,480
36 x 7 x 65	900 x 185 x 1646	NNNN -ETV366521	1,418
48 x 7 x 57	1200 x 185 x 1455	NNNN -ETV485721	1,391
42 x 7 x 57	1050 x 185 x 1455	NNNN -ETV425721	1,329
36 x 7 x 57	900 x 185 x 1455	NNNN -ETV365721	1,274



W x D x H (in)	W x D x H (mm)	Code	All Laminate (\$)
<b>Media panels for storage modules 27" H</b>			
<i>Openings on left and on right. Can accommodate a non-articulated flat screen support (sold separately). Grommets for wire management. Must be used with 27" H (690 mm) storage module. 1 tone only.</i>			
<i>71" H (1775 mm): 2 fixed shelves; 63" to 55" H (1584 to 1393 mm): 1 fixed shelf.</i>			
48 x 7 x 71	1200 x 185 x 1775	NNNN -ETV487127	1,694
42 x 7 x 71	1050 x 185 x 1775	NNNN -ETV427127	1,624
36 x 7 x 71	900 x 185 x 1775	NNNN -ETV367127	1,558
48 x 7 x 63	1200 x 185 x 1584	NNNN -ETV486327	1,536
42 x 7 x 63	1050 x 185 x 1584	NNNN -ETV426327	1,467
36 x 7 x 63	900 x 185 x 1584	NNNN -ETV366327	1,406
48 x 7 x 55	1200 x 185 x 1393	NNNN -ETV485527	1,371
42 x 7 x 55	1050 x 185 x 1393	NNNN -ETV425527	1,315
36 x 7 x 55	900 x 185 x 1393	NNNN -ETV365527	1,252

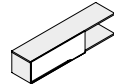


W x D x H (in)	W x D x H (mm)	Code	All Laminate (\$)
<b>Media panels for desks and tables 29 1/2" H</b>			
<i>Openings on left and on right. Can accommodate a non-articulated flat screen support (sold separately). Grommets for wire management. Must be used with a 29 1/2" H (752 mm) desk or table. 1 tone only.</i>			
<i>73" H (1837 mm): 2 fixed shelves; 65" to 57" H (1646 to 1455 mm): 1 fixed shelf.</i>			
48 x 7 x 73	1200 x 185 x 1837	NNNN -ETV487329	1,688
42 x 7 x 73	1050 x 185 x 1837	NNNN -ETV427329	1,618
36 x 7 x 73	900 x 185 x 1837	NNNN -ETV367329	1,549
48 x 7 x 65	1200 x 185 x 1646	NNNN -ETV486529	1,522
42 x 7 x 65	1050 x 185 x 1646	NNNN -ETV426529	1,461
36 x 7 x 65	900 x 185 x 1646	NNNN -ETV366529	1,397
48 x 7 x 57	1200 x 185 x 1455	NNNN -ETV485729	1,348
42 x 7 x 57	1050 x 185 x 1455	NNNN -ETV425729	1,294
36 x 7 x 57	900 x 185 x 1455	NNNN -ETV365729	1,239



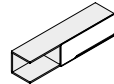
**WALL-MOUNTED HUTCHES**

W x D x H (in)	W x D x H (mm)	Code	All Laminate (\$)
<b>Wall-mounted hutches with lift-up door and open space on right</b>			
<i>Assisted lift-up door with soft close. Open space on right. Assembly hardware included for wall-mount installation.</i>			
<i>72" W (1800 mm): 26" W (645 mm) open bookcase; 66" W (1650 mm): 22" W (545 mm) open bookcase; 60" W (1500 mm): 20" W (495 mm) open bookcase; 54" W (1350 mm): 18" W (445 mm) open bookcase.</i>			
72 x 16 x 16	1800 x 419 x 400	NNN -EMV721616	1,605
66 x 16 x 16	1650 x 419 x 400	NNN -EMV661616	1,572
60 x 16 x 16	1500 x 419 x 400	NNN -EMV601616	1,536
54 x 16 x 16	1350 x 419 x 400	NNN -EMV541616	1,497
<i>Specify the handle curve: double (D), left (L) or right (R). Specify the front finish (B, W, N).</i>			



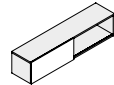
High-Gloss Black (B) or High-Gloss White (W) front finish option: add \$154.

W x D x H (in)	W x D x H (mm)	Code	All Laminate (\$)
<b>Wall-mounted hutches with lift-up door and open space on left</b>			
<i>Assisted lift-up door with soft close. Open space on left. Assembly hardware included for wall-mount installation.</i>			
<i>72" W (1800 mm): 26" W (645 mm) open bookcase; 66" W (1650 mm): 22" W (545 mm) open bookcase; 60" W (1500 mm): 20" W (495 mm) open bookcase; 54" W (1350 mm): 18" W (445 mm) open bookcase.</i>			
72 x 16 x 16	1800 x 419 x 400	NNN -EM721616V	1,605
66 x 16 x 16	1650 x 419 x 400	NNN -EM661616V	1,572
60 x 16 x 16	1500 x 419 x 400	NNN -EM601616V	1,536
54 x 16 x 16	1350 x 419 x 400	NNN -EM541616V	1,497
<i>Specify the handle curve: double (D), left (L) or right (R). Specify the front finish (B, W, N).</i>			




High-Gloss Black (B) or High-Gloss White (W) front finish option: add \$154.

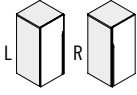
W x D x H (in)	W x D x H (mm)	Code	All Laminate (\$)
<b>Wall-mounted hutches with sliding door</b>			
<i>Sliding door. Assembly hardware included for wall-mount installation. Can accommodate a tackboard.</i>			
84 x 16 x 16	2100 x 419 x 400	NNNN -EM841616C	1,625
78 x 16 x 16	1950 x 419 x 400	NNNN -EM781616C	1,590
72 x 16 x 16	1800 x 419 x 400	NNNN -EM721616C	1,550
66 x 16 x 16	1650 x 419 x 400	NNNN -EM661616C	1,512
60 x 16 x 16	1500 x 419 x 400	NNNN -EM601616C	1,479
54 x 16 x 16	1350 x 419 x 400	NNNN -EM541616C	1,441
<i>Specify the front finish (B, W, N).</i>			





High-Gloss Black (B) or High-Gloss White (W) front finish option: add \$154.





	W x D x H (in)	W x D x H (mm)	Code	All Laminate (\$)
<b>Wall-mounted hutchess with doors</b> 	<i>2 doors with soft close. Assembly hardware included for wall-mount installation. 52" to 36" H (1289 to 907 mm): 2 adjustable shelves; 28" H (716 mm): 1 adjustable shelf.</i>			
	36 x 16 x 52	900 x 419 x 1289	NNNN -EM365216P	1,860
	36 x 16 x 44	900 x 419 x 1098	NNNN -EM364416P	1,767
	36 x 16 x 36	900 x 419 x 907	NNNN -EM363616P	1,637
	36 x 16 x 28	900 x 419 x 716	NNNN -EM362816P	1,572
	30 x 16 x 52	750 x 419 x 1289	NNNN -EM305216P	1,791
	30 x 16 x 44	750 x 419 x 1098	NNNN -EM304416P	1,704
	30 x 16 x 36	750 x 419 x 907	NNNN -EM303616P	1,577
	30 x 16 x 28	750 x 419 x 716	NNNN -EM302816P	1,524
	<b>Specify the fronts finish (B, W, N).</b>			


	W x D x H (in)	W x D x H (mm)	Code	All Laminate (\$)
<b>Wall-mounted hutchess with door</b> 	<i>1 door with soft close. Assembly hardware included for wall-mount installation. 52" to 36" H (1289 to 907 mm): 2 adjustable shelves; 28" H (716 mm): 1 adjustable shelf.</i>			
	24 x 16 x 52	600 x 419 x 1289	NNN -EM245216P	1,665
	24 x 16 x 44	600 x 419 x 1098	NNN -EM244416P	1,590
	24 x 16 x 36	600 x 419 x 907	NNN -EM243616P	1,471
	24 x 16 x 28	600 x 419 x 716	NNN -EM242816P	1,433
<b>Specify the opening: left (L) or right (R). Specify the front finish (B, W, N).</b>				


<b>PEDESTALS</b>				
<b>Hanging pedestal with drawers</b> 	<i>1 box drawer and 1 file drawer with soft-close. Suspension bar. Pencil tray. Lock. Must be installed under a surface. Not compatible with 20" (500 mm) deep surfaces and height adjustable desks.</i>			
	16 x 18 x 20	409 x 448 x 489	NNN -161820F	1,178
<b>Specify the handle curve: double (D), left (L) or right (R). Specify the fronts finish (B, W, N).</b>				


	W x D x H (in)	W x D x H (mm)	Code	All Laminate (\$)
<b>Mobile pedestal with drawers</b> 	<i>1 box drawer and 1 file drawer with soft-close. Suspension bar. Pencil tray. Lock. Brakes on front casters. Can accommodate 1 cushion.</i>			
	16 x 18 x 20	390 x 450 x 530	NNN -MP161820F	1,448
<b>Specify the handle curve: double (D), left (L) or right (R). Specify the fronts finish (B, W, N).</b>				


<b>ACCESSORIES</b>				
<b>Modular modesty panels for short back surfaces</b> 	<i>Use as a modesty panel under 6" H (150 mm) short-back surfaces. Not compatible with struts surfaces, return-surfaces and desks with height adjustable returns. 1 tone only.</i>			
	81 x 5/8 x 14	2019 x 16 x 350	NNNN -MOD1481	294
	75 x 5/8 x 14	1869 x 16 x 350	NNNN -MOD1475	287
	73 x 5/8 x 14	1819 x 16 x 350	NNNN -MOD1473	287
	69 x 5/8 x 14	1719 x 16 x 350	NNNN -MOD1469	279
	67 x 5/8 x 14	1669 x 16 x 350	NNNN -MOD1467	279
	63 x 5/8 x 14	1569 x 16 x 350	NNNN -MOD1463	272
	61 x 5/8 x 14	1519 x 16 x 350	NNNN -MOD1461	272
	57 x 5/8 x 14	1419 x 16 x 350	NNNN -MOD1457	255
	55 x 5/8 x 14	1369 x 16 x 350	NNNN -MOD1455	246
	51 x 5/8 x 14	1269 x 16 x 350	NNNN -MOD1451	246
	49 x 5/8 x 14	1219 x 16 x 350	NNNN -MOD1449	240
	45 x 5/8 x 14	1119 x 16 x 350	NNNN -MOD1445	240
	39 x 5/8 x 14	969 x 16 x 350	NNNN -MOD1439	233
	33 x 5/8 x 14	819 x 16 x 350	NNNN -MOD1433	226
27 x 5/8 x 14	669 x 16 x 350	NNNN -MOD1427	226	
<b>Specify the modesty panel finish (B, W, N).</b>				

	W x D x H (in)	W x D x H (mm)	Code	All Laminate (\$)	
<b>Modular modesty panels for surfaces with struts</b> 	<i>To be used as a modesty panel underneath surfaces with struts, return tables and electric desks with return. Not compatible with 6" H (150 mm) short-back surfaces. 1 tone only.</i>				
	69 x 5/8 x 14	1719 x 16 x 350	NNNN -MODS1469	294	
	67 x 5/8 x 14	1669 x 16 x 350	NNNN -MODS1467	287	
	63 x 5/8 x 14	1569 x 16 x 350	NNNN -MODS1463	287	
	61 x 5/8 x 14	1519 x 16 x 350	NNNN -MODS1461	279	
	57 x 5/8 x 14	1419 x 16 x 350	NNNN -MODS1457	279	
	55 x 5/8 x 14	1369 x 16 x 350	NNNN -MODS1455	272	
	51 x 5/8 x 14	1269 x 16 x 350	NNNN -MODS1451	272	
	49 x 5/8 x 14	1219 x 16 x 350	NNNN -MODS1449	255	
	45 x 5/8 x 14	1119 x 16 x 350	NNNN -MODS1445	246	
	39 x 5/8 x 14	969 x 16 x 350	NNNN -MODS1439	246	
	33 x 5/8 x 14	819 x 16 x 350	NNNN -MODS1433	240	
	27 x 5/8 x 14	669 x 16 x 350	NNNN -MODS1427	240	
	<b>Specify the modesty panel finish (B, W, N).</b>				

	W x D x H (in)	W x D x H (mm)	Code	All Laminate (\$)
<b>Fabric privacy lateral screens</b> 	<i>Fabric screen supported by metal clips. Height adjustable. Can be attached to a surface, desk or return. These prices are applicable for United Chair® Grade 1 and 2 fabrics. For other United Chair® grades add: Grade 3: 15%, Grade 4: 20%, Grade 5: 25%, Grade 6: 30%, Grade 8: 35%.</i>			
	48 x 3/4 x 30	1200 x 19 x 750	NNNNN -SCF3048	774
	42 x 3/4 x 30	1050 x 19 x 750	NNNNN -SCF3042	749
	36 x 3/4 x 30	900 x 19 x 750	NNNNN -SCF3036	729
	30 x 3/4 x 30	750 x 19 x 750	NNNNN -SCF3030	703
	48 x 3/4 x 24	1200 x 19 x 600	NNNNN -SCF2448	737
	42 x 3/4 x 24	1050 x 19 x 600	NNNNN -SCF2442	723
	36 x 3/4 x 24	900 x 19 x 600	NNNNN -SCF2436	696
	30 x 3/4 x 24	750 x 19 x 600	NNNNN -SCF2430	674
	24 x 3/4 x 24	600 x 19 x 600	NNNNN -SCF2424	651

	W x D x H (in)	W x D x H (mm)	Code	All Laminate (\$)
<b>Acrylic privacy lateral screens</b> 	<i>Translucent screen supported by metal clips. Height adjustable. Can be attached to a surface, desk or return.</i>			
	48 x 1/4 x 30	1200 x 6 x 750	NNNNN -SCT3048	1,030
	42 x 1/4 x 30	1050 x 6 x 750	NNNNN -SCT3042	923
	36 x 1/4 x 30	900 x 6 x 750	NNNNN -SCT3036	814
	30 x 1/4 x 30	750 x 6 x 750	NNNNN -SCT3030	703
	48 x 1/4 x 24	1200 x 6 x 600	NNNNN -SCT2448	862
	42 x 1/4 x 24	1050 x 6 x 600	NNNNN -SCT2442	767
	36 x 1/4 x 24	900 x 6 x 600	NNNNN -SCT2436	690
	30 x 1/4 x 24	750 x 6 x 600	NNNNN -SCT2430	596
	24 x 1/4 x 24	600 x 6 x 600	NNNNN -SCT2424	512

	W x D x H (in)	W x D x H (mm)	Code	All Laminate (\$)
<b>Taskboards for hutchess with sliding door</b> 	<i>These prices are applicable for United Chair® Grade 1 and 2 fabrics. For other United Chair® grades add: Grade 3: 15%, Grade 4: 20%, Grade 5: 25%, Grade 6: 30%, Grade 8: 35%.</i>			
	70 x 1/2 x 12	1750 x 13 x 279	NNNNN -TK7012E	504
	64 x 1/2 x 12	1600 x 13 x 279	NNNNN -TK6412E	490
	58 x 1/2 x 12	1450 x 13 x 279	NNNNN -TK5812E	474
	52 x 1/2 x 12	1300 x 13 x 279	NNNNN -TK5212E	462

	W x D x H (in)	W x D x H (mm)	Code	All Laminate (\$)
<b>Taskboards for the back of bookcase hutchess</b> 	<i>These prices are applicable for United Chair® Grade 1 and 2 fabrics. For other United Chair® grades add: Grade 3: 15%, Grade 4: 20%, Grade 5: 25%, Grade 6: 30%, Grade 8: 35%.</i>			
	34 x 1/2 x 50	841 x 13 x 1232	NNNNN -TK3450	548
	34 x 1/2 x 42	841 x 13 x 1041	NNNNN -TK3442	535
	34 x 1/2 x 34	841 x 13 x 850	NNNNN -TK3434	519
	34 x 1/2 x 26	841 x 13 x 659	NNNNN -TK3426	505
	28 x 1/2 x 50	691 x 13 x 1232	NNNNN -TK2850	535
	28 x 1/2 x 42	691 x 13 x 1041	NNNNN -TK2842	519
	28 x 1/2 x 34	691 x 13 x 850	NNNNN -TK2834	505
	28 x 1/2 x 26	691 x 13 x 659	NNNNN -TK2826	490
	22 x 1/2 x 50	541 x 13 x 1232	NNNNN -TK2250	519
	22 x 1/2 x 42	541 x 13 x 1041	NNNNN -TK2242	505
	22 x 1/2 x 34	541 x 13 x 850	NNNNN -TK2234	490
	22 x 1/2 x 26	541 x 13 x 659	NNNNN -TK2226	465
	18 x 1/2 x 50	441 x 13 x 1232	NNNNN -TK1850	505
	18 x 1/2 x 42	441 x 13 x 1041	NNNNN -TK1842	490
	18 x 1/2 x 34	441 x 13 x 850	NNNNN -TK1834	465
	18 x 1/2 x 26	441 x 13 x 659	NNNNN -TK1826	451
	14 x 1/2 x 50	341 x 13 x 1232	NNNNN -TK1450	490
	14 x 1/2 x 42	341 x 13 x 1041	NNNNN -TK1442	465
	14 x 1/2 x 34	341 x 13 x 850	NNNNN -TK1434	451
14 x 1/2 x 26	341 x 13 x 659	NNNNN -TK1426	434	

All  
Laminate  
(\$)

**Cushions**



W x D x H (in)      W x D x H (mm)      Code

*1/8" (22 mm) thick cushion. Installs on low storage modules and benches with Velcro. These prices are applicable for United Chair® Grade 1 and 2 fabrics. For other United Chair® grades add: Grade 3: 15%, Grade 4: 20%, Grade 5: 25%, Grade 6: 30%, Grade 7: 35%.*

*For storage modules*

48 x 36 x 1 3/8	1200 x 900 x 35	NNNNN-CU3648	923
42 x 36 x 1 3/8	1250 x 900 x 35	NNNNN-CU3642	862
36 x 36 x 1 3/8	900 x 900 x 35	NNNNN-CU3636	799
30 x 36 x 1 3/8	750 x 900 x 35	NNNNN-CU3630	730
24 x 36 x 1 3/8	600 x 900 x 35	NNNNN-CU3624	667
16 x 36 x 1 3/8	400 x 900 x 35	NNNNN-CU3616	606
48 x 30 x 1 3/8	1200 x 750 x 35	NNNNN-CU3048	837
42 x 30 x 1 3/8	1250 x 750 x 35	NNNNN-CU3042	792
36 x 30 x 1 3/8	900 x 750 x 35	NNNNN-CU3036	749
30 x 30 x 1 3/8	750 x 750 x 35	NNNNN-CU3030	689
24 x 30 x 1 3/8	600 x 750 x 35	NNNNN-CU3024	628
16 x 30 x 1 3/8	400 x 750 x 35	NNNNN-CU3016	564
48 x 24 x 1 3/8	1200 x 600 x 35	NNNNN-CU2448	749
42 x 24 x 1 3/8	1250 x 600 x 35	NNNNN-CU2442	709
36 x 24 x 1 3/8	900 x 600 x 35	NNNNN-CU2436	667
30 x 24 x 1 3/8	750 x 600 x 35	NNNNN-CU2430	606
24 x 24 x 1 3/8	600 x 600 x 35	NNNNN-CU2424	541
16 x 24 x 1 3/8	400 x 600 x 35	NNNNN-CU2416	474
48 x 20 x 1 3/8	1200 x 500 x 35	NNNNN-CU2048	713
42 x 20 x 1 3/8	1250 x 500 x 35	NNNNN-CU2042	654
36 x 20 x 1 3/8	900 x 500 x 35	NNNNN-CU2036	596
30 x 20 x 1 3/8	750 x 500 x 35	NNNNN-CU2030	537
24 x 20 x 1 3/8	600 x 500 x 35	NNNNN-CU2024	471
16 x 20 x 1 3/8	400 x 500 x 35	NNNNN-CU2016	407

*For benches*

48 x 18 x 1 3/8	1200 x 450 x 35	NNNNN-CU1848	689
42 x 18 x 1 3/8	1050 x 450 x 35	NNNNN-CU1842	634
36 x 18 x 1 3/8	900 x 450 x 35	NNNNN-CU1836	580
32 x 18 x 1 3/8	800 x 450 x 35	NNNNN-CU1832	558
30 x 18 x 1 3/8	750 x 450 x 35	NNNNN-CU1830	536
28 x 18 x 1 3/8	700 x 450 x 35	NNNNN-CU1828	513
26 x 18 x 1 3/8	650 x 450 x 35	NNNNN-CU1826	493
24 x 18 x 1 3/8	600 x 450 x 35	NNNNN-CU1824	470
22 x 18 x 1 3/8	550 x 450 x 35	NNNNN-CU1822	451
20 x 18 x 1 3/8	500 x 450 x 35	NNNNN-CU1820	429
18 x 18 x 1 3/8	450 x 450 x 35	NNNNN-CU1818	408
16 x 18 x 1 3/8	400 x 450 x 35	NNNNN-CU1816	386

*For pedestal*

15 x 18 x 1 3/8	388 x 430 x 35	NNNNN-CU1518	377
-----------------	----------------	--------------	-----

**Grommets**



*Metal grommet. Satin chrome finish.*

LGC-MGRQ25	86
LGC-MGRQ38	86

**Wireless charger**

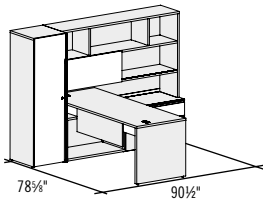


*Compatible with any Qi rated devices and smartphones. Black tempered glass surface and stainless steel frame. 78" (1981 mm) cord included. The transformer is UL and CUL certified. Field installation, 3 1/8" H (79 mm)*

3 1/2 x 3 1/2 x 1	88 x 88 x 25	LGC-CHARGE	701
-------------------	--------------	------------	-----

# SUGGESTIONS

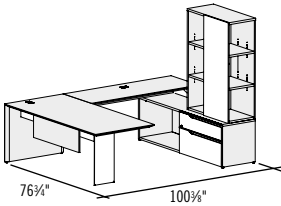
## N5NNN-PLAN25



N5NNN-PLAN25		\$6,979
1	N5NRN-RS3078B5	1,178
1	NNNNN-MOD1439	233
1	N1NLN-BE207221UL	2,025
1	NNNLN-202065B	1,605
1	NNNNN-EN724416C	1,942

1½" thick laminate (5) surface with smooth edge (N). Handles on left (L). Laminate finish (N) on the fronts and modesty panel.

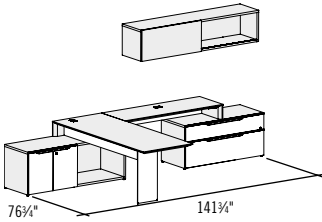
## N5KNN-PLAN26



N5KNN-PLAN26		\$6,849
1	N5KRN-RT3678PA5	2,254
1	NNNNN-MOD1439	233
1	N5KRN-R2466B5	1,038
1	N1NLN-BE207221UL	2,025
1	NNNNR-EBA364416	1,302

1½" thick laminate (5) desk with knife edge (K). Handles on left (L). Laminate finish (N) on the fronts and modesty panel.

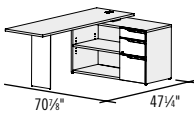
## N5KNN-PLAN27



N5KNN-PLAN27		\$8,151
1	N5KRN-RS3078PB5	2,100
1	N5KRN-R2060B5	982
1	N1NNN-B206021BE	1,504
1	N1NDN-204821ULS	2,015
1	NNNNN-EM721616C	1,550

1½" thick laminate (5) desk with knife edge (K). Double handles (D). Laminate finish (N) on the fronts.

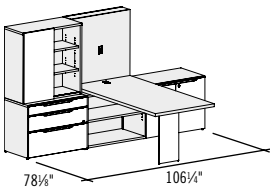
## N1NNN-PLAN28



N1NNN-PLAN28		\$3,589
1	N1NNN-RS2472PD6	1,624
1	N1NLN-BE204827UF	1,962

1" thick laminate (1) surface with smooth edge (N). Handles on left (L). Laminate finish (N) on the fronts.

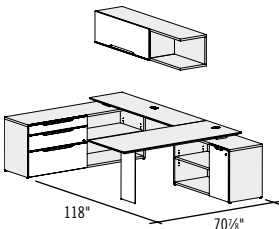
## N5NNN-PLAN29



N5NNN-PLAN29		\$9,015
1	N5NNN-RS3672PD6	1,886
1	N1NNN-BE207227B	1,962
1	N1NDN-LUF203627	1,957
1	NNNNN-ETV366327	1,406
1	NNNNN-EB363616C	1,805

1½" thick laminate (5) surface with smooth edge (N). Double handles (D). Laminate finish (N) on the fronts.

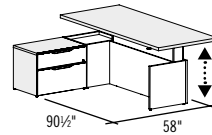
## N5KNN-PLAN30



N5KNN-PLAN30		\$8,250
1	N5KNN-RS3072PD6	2,047
1	N5KLN-R2072D6	772
1	N1NDN-BE204827B	1,467
1	N1NDN-LUF207227BE	2,362
1	NNNDN-EMV721616	1,605

1½" thick laminate (5) surface with knife edge (K). Double handles (D). Laminate finish (N) on the fronts.

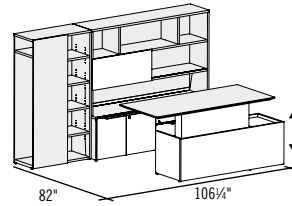
## N5NNN-PLAN31



N5NNN-PLAN31		\$7,257
1	N5NLN-RT3684SG	5,618
1	N1NDN-UL203021	1,641

1½" thick laminate (5) desk with smooth edge (N). Double handles (D). Laminate finish (N) on the fronts. Specify metal back color (K, W).

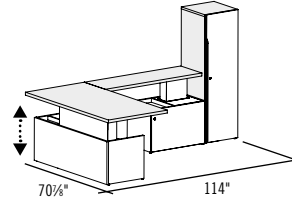
## N5KNN-PLAN32



N5KNN-PLAN32		\$12,007
1	N5KLN-RT3272FG	5,845
1	N1NLN-B207221UL	2,526
1	NNNLN-CEAB366516	1,694
1	NNNNN-EN724416C	1,942

1½" thick laminate (5) desk with knife edge (K). Handles on left (L). Laminate finish (N) on the fronts. Specify metal back color (K, W).

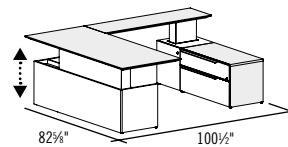
## N5NNN-PLAN33



N5NNN-PLAN33		\$10,673
1	N5NRN-RTL729620FG	8,938
1	NNNRN-202065BC	1,737

1½" thick laminate (5) desk with smooth edge (N). Open on right (R). Laminate finish (N) on the fronts. Specify metal back color (K, W).

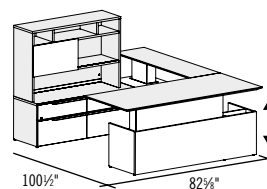
## N5KNN-PLAN34



N5KNN-PLAN34		\$11,122
1	N5KRN-RTL8410220SG	9,144
1	N1NRN-204221ULS	1,978

1½" thick laminate (5) desk with knife edge (K). Handles on right (R). Laminate finish (N) on the fronts.

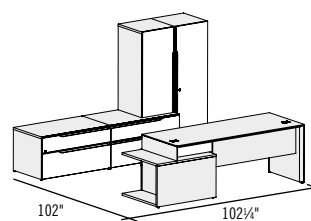
## N5KNN-PLAN35



N5KNN-PLAN35		\$13,795
1	N5KLN-RTL7810220SG	9,102
1	N1NNN-UL206021UL	2,952
1	NNNNN-EN543616C	1,742

1½" thick laminate (5) desk with knife edge (K). Laminate finish (N) on the fronts. Specify metal back color (K, W).


## N5KNN-PLAN36



N5KNN-PLAN36		\$11,112
1	N5KRN-RS3078B5	1,536
1	NNNNN-MOD1451	246
1	N1NRN-UL303621CPU	1,791
1	N1NLN-ULS244221	2,053
1	N1NRN-244221ULS	2,053
1	NNNRN-202065BC	1,737
1	NNNLN-EB204420P	1,698

1½" thick laminate (5) surface with knife edge (K). Handles on left (L) and right (R). Open on left (L) and right (R). Laminate finish (N) on the fronts and modesty panel.

2-TONE LAMINATE APPLICATION: SHADED AREA CORRESPONDS TO THE FIRST CODE TO BE SPECIFIED. SECOND LAMINATE CODE WILL BE APPLIED TO THE REST OF THE PRODUCT.



## Office Furniture Solutions

Founded in 1956, Groupe Lacasse is a North American leader in the design, manufacture and service of a broad range of high-quality furniture products for all types of work environments. We have the experience, expertise and capability to deliver incomparable design, exceptional quality, optimum service and outstanding value in Office Furniture Solutions.



1-888-522-2773

[www.groupelacasse.com](http://www.groupelacasse.com)



NEX has achieved GREENGUARD GOLD Certification.

GREENGUARD Certified products are certified to GREENGUARD standards for low chemical emissions into indoor air during product usage. For more information, visit [ul.com/gg](http://ul.com/gg).